



START
the
PARTY

SMALL GROUP
ELEMENTARY
VBS 2024

**GETTING
STARTED**

Small Group time is meant to be with a group of similar-age peers that gather with a consistent leader throughout the week. The activities are designed to review each day's Bible story, help kids apply each day's Bottom Line, introduce and review the Memory Verse, and include a time of prayer. Small Group time is an important VBS rotation as it helps kids interact and talk about what they've been learning about each day. We like to say the Bible story isn't over until the kids know what to do with it. Small Group is meant to move kids to action. You can think of it as an opportunity for discipleship for your VBS week.

NOTE: Things like Bible Navigation and Salvation Conversations are written into the Small Group plans. See the Special Needs adaptations for any groups that include children with disabilities.

MADE TO IMAGINE

an activity that promotes empathy and facilitates biblical application through role-play and reenactment



1. CUE THE CONFETTI

[TALK ABOUT GOD | BIBLE STORY REVIEW]

WHAT YOU NEED: "Review Questions" Activity Page, "Review Questions Leader Guide" Activity Page, scissors, cup, bowl, or bag; *Optional: markers*

WHAT YOU DO:

- Gather kids in a circle.
- Set the container with the review question strips in the middle.
- Choose one kid to pull out a review question, read it aloud to the group, and answer the question.
 - Reference the "Review Questions Leader Guide" Activity Page to see if kids are correct. Invite the group to help answer specific questions, if needed.
- After each question, make sure the kid hangs on to the question strip.
- Continue until all questions have been answered.
 - If you have more than nine kids, repeat one of the questions using the "Review Questions Leader Guide" Activity Page (or invite kids to make up more questions), and give any additional kids blank strips of paper.
- Give every kid a pair of scissors and invite them to cut up their papers into tiny pieces that resemble confetti.
 - *NOTE: If the question strips are on white paper, set out the markers and give kids some time to color their entire paper strip before cutting.*
- Pass out more paper as time allows so kids can create more confetti.
- Gather all the confetti in a big bowl or bag and save for the Worthy Celebration activity.

TODAY'S BIBLE STORY

Matthew's Party

Luke 5:27-32

(Sometimes called Levi)

TODAY'S BOTTOM LINE

Jesus is a good reason to have a party.

KEY QUESTION

What is your favorite type of party?

MEMORY VERSE

"You always show me the path that leads to life. You will fill me with joy when I am with you."

Acts 2:28, NIV

BASIC TRUTH

I can trust God no matter what.

WHAT YOU SAY:

"People get invited to parties for all different reasons. Maybe you were invited to a birthday party because you were friends with someone. Perhaps you received a good grade on a test and were invited to a pizza party during lunch. Matthew probably felt like there was no reason Jesus would invite him. Matthew probably didn't feel like he belonged or deserved Jesus' love, so when Jesus invited him to follow, Matthew was so excited he threw a party. It doesn't matter where you're from, if you go to church every weekend, or whether you think you deserve Jesus' love, He has invited you too! Let's cue the confetti, friends, because **Jesus is a good reason to have a party.**"

***Please note that Matthew and Levi are the same person. He is sometimes referred to as Levi in scripture and sometimes called Matthew. Either name that is being used is referring to the tax collector that Jesus called to be one of his disciples.**

MADE TO CREATE

an activity that explores spiritual ideas through the process of drawing, building, and designing



2. WORTHY CELEBRATION

[LIVE FOR GOD | APPLICATION ACTIVITY]

WHAT YOU NEED: "Celebration Card" Activity Page, resealable sandwich bags, markers, stapler, and confetti from the Cue the Confetti activity

WHAT YOU DO:

- Set out the bowl or bag of confetti from the Cue the Confetti activity.
- Give each kid a sandwich bag.
- Lead kids to fill their bag with confetti.
- When kids have finished and sealed their bags, give each one a "Celebration Card" Activity Page.
- Set out the markers.
- Tell kids to write their names on the back of the card.
- Ask kids to think about who they can celebrate and why.
- Encourage kids to write down why the person they are thinking of is worthy of being celebrated on their card.
 - Prompt them with examples like: "you're a great parent," "Jesus loves you," "you help me be better," etc.
- Help kids staple their cards to their bags.
- Set the bags aside for kids to take home later.

TODAY'S BIBLE STORY

Matthew's Party

Luke 5:27-32

TODAY'S BOTTOM LINE

Jesus is a good reason to have a party.

KEY QUESTION

What is your favorite type of party?

MEMORY VERSE

"You always show me the path that leads to life. You will fill me with joy when I am with you."

Acts 2:28, NIV

BASIC TRUTH

I can trust God no matter what.

WHAT YOU SAY:

"We can have joy and celebrate because Jesus loves us and invites us to follow Him. **Jesus is a good reason to have a party.** Do you think everyone already knows that Jesus loves and accepts them? (*Pause for responses.*) Probably not. Jesus doesn't want us to keep this news to ourselves. He wants us to remind everyone we know that they're invited and are worth being celebrated." **[Make It Personal] (Share about a time you celebrated someone and they saw the love of Jesus because of it, or tell about a time someone made you feel celebrated.)**

MADE TO PLAY

an activity that encourages learning through following guidelines and working as a group



3. REASON TO PARTY

[HEAR FROM GOD | MEMORY VERSE ACTIVITY]

WHAT YOU NEED: Poster board, index cards, blindfolds, painter's tape, and markers

WHAT YOU DO:

- Divide kids into two teams.
- Give each team a Bible.
- Lead teams to look up Acts: 2:28 using the Bible Navigation tips below.

TODAY'S BIBLE STORY

Matthew's Party

Luke 5:27-32

***Finding verses with 2nd and 3rd graders:** Guide them to open their Bibles to the front and find the table of contents. (Hold up a Bible opened to the table of contents to show the kids what the page looks like.) When the kids find the table of contents, lead them to find Acts in the list under "New Testament." When the kids find Acts, lead them to look at the page number beside the word. Explain that the number tells them on what page they can find Acts. Help the kids find the page. When they find Acts, explain that the big numbers on the page are the chapter numbers. Help them find chapter 2. Explain that the small numbers are verse numbers. Help them find verse 28 in chapter 2.*

TODAY'S BOTTOM LINE

Jesus is a good reason to have a party.

- Give each team a piece of poster board, index cards (one for each kid), tape, and markers.
- Tell kids to copy the verse from the Bible onto their poster board but to choose one word to leave out (any word of their choice) with an index-card-sized blank where the word should be.
- Explain that each kid should write the word their team chose to leave out on their index card then place a loop of tape on the back.
- When teams finish, hang each poster board on a wall as far apart as possible.
 - If hanging them on walls is not possible, you can set them out on the floor.
- Guide each team to line up across from their poster boards.
- Blindfold the first kid on each team and lead them to stand in front of the poster board.
 - *Optional: Spin each kid around a few times.*
- Lead blindfolded kids to try to tape their word onto the missing spot on their poster board.
- Repeat with each pair of kids until everyone has had a turn.
- The team with the most words near the missing spot is the winner!

KEY QUESTION

What is your favorite type of party?

MEMORY VERSE

"You always show me the path that leads to life. You will fill me with joy when I am with you."

Acts 2:28, NIV

BASIC TRUTH

I can trust God no matter what.

WHAT YOU SAY:

"'Pin the Tail on the Donkey' is one of the most iconic party games! Before the blindfold goes on, you think you have a clear path right to the winning spot. But, after the blindfold goes on, the path becomes less clear. Our verse reminds us that God always shows us the path that leads to life. When we follow God's path, we will be filled with joy! **Jesus is a good reason to have a party**, so we can follow Him to the best kind of celebration!"

MADE TO REFLECT

an activity that creates space for personal understanding and application



4. PRAY

[PRAY TO GOD | PRAYER ACTIVITY]

WHAT YOU NEED: "Start the Party Prayer Time Keychains" (main piece and Start the Party add-on); *Optional:* "Start the Party 23" Activity Page and markers

WHAT YOU DO:

- Give each of the kids the main part of the "Start the Party Prayer Time Keychains" along with today's Start the Party add-on. (If you're not purchasing the keychains, you can simply use the "Start the Party 23" Activity Page as described.)
- Point out the "Start the Party" logo on their keychain. As you help kids attach the add-on to the main piece, explain kids will be given a different part of the keychain each day to remind them to pray about something whenever they see it.
- Ask kids to think about one way they can help someone feel invited today.
 - Prompt them with examples such as: Invite someone to sit with you at lunch, ask your sister if she wants to play with you, ask someone if they need help at the park, talk to your parent about your day, etc.
- *Optional:* Set out the markers, give each kid a card from the "Start the Party 23" Activity Page, and invite them to write down and then share their ideas.
- Invite anyone who wants to share their responses to do so.
- Close in prayer.

TODAY'S BIBLE STORY

Matthew's Party

Luke 5:27-32

TODAY'S BOTTOM LINE

Jesus is a good reason to have a party.

KEY QUESTION

What is your favorite type of party?

MEMORY VERSE

"You always show me the path that leads to life. You will fill me with joy when I am with you."

Acts 2:28, NIV

BASIC TRUTH

I can trust God no matter what.

WHAT YOU SAY:

"Dear God, we thank You for inviting us! We thank You for giving us a reason to celebrate every day. We ask that You help our joy overflow to everyone we encounter and, therefore, make everyone we meet feel worthy of being a part of the celebration too! Please give us opportunities to show off our joy that comes from the truth that **Jesus is a good reason to have a party.** Amen."

NOTE: Place each kid's keychain and Activity Page in a sandwich bag. Write their name on the bag with a permanent marker. Collect each bag and set aside for the next day.

TRAVEL TIME

As you travel to the next track, use the following questions to keep the conversation going and to keep kids thinking about what they're learning!

- What's the best party you've ever been to, and why was it the best?
- If you could plan a party without any limits, what would it look like?

GETTING READY

HERE'S EVERYTHING YOU NEED TO KNOW

GROUPS: CREATING A SAFE PLACE TO CONNECT

Prepare ahead of time for Small Group Rotation for VBS:

1. CUE THE CONFETTI

[TALK ABOUT GOD | BIBLE STORY REVIEW]

Made to Imagine: an activity that promotes empathy and facilitates biblical application through role-play and reenactment

WHAT YOU NEED:

- Print (each page on a different color) and cut apart "Review Questions" Activity Page; one set for each small group
 - *Optional: Use white paper and provide markers for each Small Group*
- Print "Review Questions Leader Guide" Activity Page; one for each small group
- Plastic cups; one for each small group
- Scissors; one for each small group
- Bowl or bag; one for each small group

2. WORTHY CELEBRATION

[LIVE FOR GOD | APPLICATION ACTIVITY]

Made to Create: an activity that explores spiritual ideas through the process of drawing, building, and designing

WHAT YOU NEED:

- Print and cut apart "Celebration Card" Activity Page; one card for each kid
- Resealable sandwich bags; one for each kid
- Markers
- Staplers; one for each small group
- Bowl or bag of confetti from Cue the Confetti activity

3. REASON TO PARTY

[HEAR FROM GOD | MEMORY VERSE ACTIVITY]

Made to Play: an activity that encourages learning through following guidelines and working as a group

WHAT YOU NEED:

- Poster board; two for each small group
- Index cards; one for each kid
- Blindfolds; two for each small group
- Painter's tape; one roll for each small group
- Markers

4. PRAY

[PRAY TO GOD | PRAYER ACTIVITY]

Made to Reflect: an activity that creates space for personal processing and application

WHAT YOU NEED:

- "Start the Party Prayer Time Keychains" (main piece and Start the Party add-on); one for each kid
- Sandwich bags; one for each kid
- Permanent marker
- *Optional: Print and cut apart "Start the Party 23" Activity Page; one card for each kid*
- *Optional: Markers*

NOTE: Kids will be adding to the "Start the Party Prayer Time Keychains" each day. Be prepared to pass out, collect, and store their keychains in a sandwich bag with their name on it each day.

*Please note that Matthew and Levi are the same person. He is sometimes referred to as Levi in scripture and sometimes called Matthew. Either name that is being used is referring to the tax collector that Jesus called to be one of his disciples.

What did Matthew collect?

Why did most people dislike Matthew?

How did Jesus treat Matthew differently than other people did?

How did Matthew respond to Jesus' invitation?

Why do you think Matthew was so surprised and excited about Jesus' invitation?

Did Matthew accept Jesus' invitation?

How did the Pharisees and teachers of the law act when they found out Jesus was partying with tax collectors?

How did Matthew choose to celebrate?

How did Jesus respond to the Pharisees and teachers of the law when they asked him why he spent time with tax collectors and sinners?

What did Matthew collect?

Why did most people dislike Matthew?

How did Jesus treat Matthew differently than other people did?

How did Matthew respond to Jesus' invitation?

Why do you think Matthew was so surprised and excited about Jesus' invitation?

Did Matthew accept Jesus' invitation?

How did the Pharisees and teachers of the law act when they found out Jesus was partying with tax collectors?

How did Matthew choose to celebrate?

How did Jesus respond to the Pharisees and teachers of the law when they asked him why he spent time with tax collectors and sinners?

What did Matthew collect?

Why did most people dislike Matthew?

How did Jesus treat Matthew differently than other people did?

How did Matthew respond to Jesus' invitation?

Why do you think Matthew was so surprised and excited about Jesus' invitation?

Did Matthew accept Jesus' invitation?

How did the Pharisees and teachers of the law act when they found out Jesus was partying with tax collectors?

How did Matthew choose to celebrate?

How did Jesus respond to the Pharisees and teachers of the law when they asked him why he spent time with tax collectors and sinners?

What to Do:

Print and cut the pieces apart. Provide one puzzle for each small group.

"Review Questions" Activity Page

VBS, DAY 1, 2-3

©2023 The reThink Group, Inc. All rights reserved.

What did Matthew collect?

(Taxes)

Why did most people dislike Matthew?

(Tax collectors sometimes took more money than they needed to)

How did Jesus treat Matthew differently than other people did?

(Spent time with him; went to his house; invited Matthew to follow Him)

How did Matthew respond to Jesus' invitation?

(Accepted; had a huge party)

Why do you think Matthew was so surprised and excited about Jesus' invitation?

(Others didn't show him this kind of love or attention; he may have felt unworthy)

Did Matthew accept Jesus' invitation?

(Yes)

How did the Pharisees and teachers of the law act when they found out Jesus was partying with tax collectors?

(Complained to Jesus' disciples; asked why)

How did Matthew choose to celebrate?

(Threw a party; had Jesus and some other tax collectors come)

How did Jesus respond to the Pharisees and teachers of the law when they asked him why he spent time with tax collectors and sinners?

(Answers may vary but should point to Jesus loving and accepting others. "Healthy people don't need a doctor. Sick people do. I have not come to get those who think they are right with God to follow me. I have come to get sinners to turn away from their sins.")

What to Do:

Print one copy for each small group.

"Review Questions Leader Guide" Activity Page

VBS, DAY 1, 2-3

©2023 The reThink Group, Inc. All rights reserved.

<p>You are worth CELEBRATING because</p> <hr/>	<p>You are worth CELEBRATING because</p> <hr/>	<p>You are worth CELEBRATING because</p> <hr/>	<p>You are worth CELEBRATING because</p> <hr/>
<p>You are worth CELEBRATING because</p> <hr/>	<p>You are worth CELEBRATING because</p> <hr/>	<p>You are worth CELEBRATING because</p> <hr/>	<p>You are worth CELEBRATING because</p> <hr/>
<p>You are worth CELEBRATING because</p> <hr/>	<p>You are worth CELEBRATING because</p> <hr/>	<p>You are worth CELEBRATING because</p> <hr/>	<p>You are worth CELEBRATING because</p> <hr/>
<p>You are worth CELEBRATING because</p> <hr/>	<p>You are worth CELEBRATING because</p> <hr/>	<p>You are worth CELEBRATING because</p> <hr/>	<p>You are worth CELEBRATING because</p> <hr/>
<p>You are worth CELEBRATING because</p> <hr/>	<p>You are worth CELEBRATING because</p> <hr/>	<p>You are worth CELEBRATING because</p> <hr/>	<p>You are worth CELEBRATING because</p> <hr/>

What to Do:
Print and cut apart. Provide one card for each kid.

"Celebration Card" Activity Page

VBS, DAY 1, 2-3

©2023 The reThink Group, Inc. All rights reserved.



**Jesus is a good reason
to have a party.**



**Jesus is a good reason
to have a party.**



**Jesus is a good reason
to have a party.**



**Jesus is a good reason
to have a party.**

What to Do:

Print on cardstock and cut apart.
Provide one card for every kid.

MADE TO CREATE

an activity that explores spiritual ideas through the process of drawing, building, and designing



1. PARTY PLANNER

[TALK ABOUT GOD | BIBLE STORY REVIEW]

WHAT YOU NEED: Poster board or butcher paper, "Party Planner" Activity Page, "Party Planner Leader Guide" Activity Page, glue sticks, scissors, and markers

WHAT YOU DO:

- Set out the poster board or roll out the butcher paper.
- Set out the glue sticks and scissors.
- Give each kid one of the pages from the "Party Planner" Activity Page.
 - If you have less than 10 kids, give some kids more than one.
 - If you have more than 10 kids, pair some kids up.
- Point out the review questions on the "Party Planner" Activity Pages.
- Choose the kid with question one to read their review question out loud to the group, answer it (the group can work together to answer if needed), and cut out the party item.
 - Use the "Party Planner Leader Guide" Activity Page for reference or to help guide kids to the correct answer.
- Repeat in the same way until all questions have been answered and all party items cut out.
- Invite kids to work together as a group to decide where the party decoration should go on the poster board or butcher paper and glue it on as they begin planning the most extravagant party!
- If time allows, invite kids to work together to color their decorations and draw anything else on their poster board they believe is fitting. (Make sure kids do not draw any people, as you will add guests in the next activity.)

TODAY'S BIBLE STORY

Jesus' Parable of the Wedding Feast
Matthew 22:1-14

TODAY'S BOTTOM LINE

Everyone is invited to the party.

KEY QUESTION

How does it feel to be invited?

MEMORY VERSE

"You always show me the path that leads to life. You will fill me with joy when I am with you."

Acts 2:28, NIV

BASIC TRUTH

I should treat others the way I want to be treated.

WHAT YOU SAY:

"Preparing for a party makes all the difference! The banners, the food, piñatas—you name it—they all make your guests feel invited and included in your celebration. Just like we prepare for a party, our hearts should always be prepared to celebrate people too. The way we treat people is very important. Now, we may not be handing out piñatas and birthday cakes every day, but we can show people that they're valuable and invited with our words and actions. Jesus wants us to know that everyone is invited to follow Him. Everyone is invited to the party. We can live in a way every day that shows the world that **everyone is invited to the party.**" [Make It Personal] (Share a personal example of a time someone made you feel included and loved.)

MADE TO IMAGINE

an activity that promotes empathy and facilitates biblical application through role-play and reenactment



2. YOU'RE INVITED! YOU'RE INVITED! AND YOU'RE INVITED!

[LIVE FOR GOD | APPLICATION ACTIVITY]

WHAT YOU NEED: "You're Invited People" Activity Pages, "You're Invited Scenarios" Activity Pages, bowl or other container, markers, glue sticks, and poster board or butcher paper from Party Planner activity

TODAY'S BIBLE STORY

**Jesus' Parable of
the Wedding Feast**
Matthew 22:1-14

WHAT YOU DO:

- Seat kids in a circle.
- Set the container of "You're Invited Scenarios" out in the middle.
- Set out the "You're Invited People" Activity Pages so kids can see each one.
- One at a time, choose kids to retrieve one of the scenarios from the container and read it to the group. After the kid finishes reading, lead the rest of the group to respond by saying, "You're invited!"
- Help the kid find the "You're Invited People" Activity Page that matches the number scenario they just read.
- Each kid will finish their turn by gluing their person onto the poster board or butcher paper from the Party Planner activity.
- Repeat until every kid has gone or until all scenarios and people have been matched.
- Remember to lead the group to respond with, "You're invited!" after each scenario.
- If time allows, give kids time to color the characters they added to the party scene along with any other party details they would like to.

TODAY'S BOTTOM LINE

Everyone is invited to the party.

WHAT YOU SAY:

"We may not always have an extravagant party to invite people to, but we can live in a way that makes people feel included in whatever we're doing. If you see someone playing by themselves, you can invite them to join in what you're doing. If you see someone new moving in across the street, you can make them a card or cookies welcoming them to the neighborhood. There may be people around you who don't know about Jesus yet. You can invite them to experience the joy you've found in following Jesus. It could even be as simple as inviting them to VBS! Let's make sure we use our words and actions to show that **Everyone is invited to the party.**"

KEY QUESTION

How does it feel to be invited?

MEMORY VERSE

**"You always show me the path
that leads to life. You will fill me
with joy when I am with you."**
Acts 2:28, NIV

BASIC TRUTH

**I should treat others the way
I want to be treated.**

MADE TO MOVE

an activity that increases the oxygen in the brain and taps into the energy in the body



3. MEMORY VERSE RELAY

[HEAR FROM GOD | MEMORY VERSE ACTIVITY]

WHAT YOU NEED: Ping-pong balls, permanent markers, plastic spoons, painter's tape, and buckets or similar

WHAT YOU DO:

- Use the painter's tape to create a finish line on one side of your small group area.
- Divide kids into two teams.
- Give each team a Bible.
- Lead teams to look up Acts: 2:28 using the Bible Navigation tips from Day 1.
- Give each team 10 ping-pong balls and a permanent marker.
- Lead kids to copy two or three words from the Bible onto each ball until the entire memory verse has been written on the 10 balls, including the reference.
- Guide teams to place all their balls into a bucket or bowl.
- When finished, tell each team to line up on the opposite side of the finish line.
- Place each team's container of balls in front of their line.
- Give the first kid in each line a spoon.
- Instruct those kids to scoop one ball from the container, carefully walk it to the finish line, drop it into the other container, return to their team to hand off the spoon to the next kid in line, and go to the end of their team's line.
 - Kids cannot use their hands while walking with the ping-pong ball.
 - If they drop the ball while walking, they can scoop it back up (using one hand) but then must continue walking without using their hand on the ball.
 - The next kid in line cannot start until the previous kid hands them the spoon.
- Once a team has gotten all their balls to the finish line, the team can begin assembling the memory verse in order.
- The first team to have the memory verse finished in order is the winner!

TODAY'S BIBLE STORY

**Jesus' Parable of
the Wedding Feast**
Matthew 22:1-14

TODAY'S BOTTOM LINE

Everyone is invited to the party.

KEY QUESTION

How does it feel to be invited?

MEMORY VERSE

**"You always show me the path
that leads to life. You will fill me
with joy when I am with you."**

Acts 2:28, NIV

BASIC TRUTH

**I should treat others the way
I want to be treated.**

WHAT YOU SAY:

"Great job following the path to put our verse together! Our memory verse reminds us that the invitation to follow Jesus leads to life, joy, and a relationship with God that lasts forever! And the best part is everyone is invited to follow Jesus. **Everyone is invited to the party.** How does it feel to be invited?" (*Help kids arrive at the joy that comes from knowing we are loved, welcomed, and invited to be a part of God's family.*)

MADE TO REFLECT

an activity that creates space for personal understanding and application



4. PRAY

[PRAY TO GOD | PRAYER ACTIVITY]

WHAT YOU NEED: "Start the Party Prayer Time Keychains" (main piece and smiley face add-on); *Optional: "Smiley Face 23" Activity Page and markers*

WHAT YOU DO:

- Give each kid their sandwich bag from the previous day containing their "Start the Party Prayer Time Keychains." Give each kid today's smiley face add-on. Help them attach it. (If you're not purchasing the keychains, you can simply use the "Smiley Face 23" Activity Page as described.)
- Invite them to think about one way they can show someone the joy they have because of Jesus.
 - Prompt kids with examples like: Invite a friend to VBS or elsewhere, tell someone why Jesus gives you joy, cheer someone up if they are feeling down, etc.
- *Optional: Set out the markers, give each kid a card from the "Smiley Face 23" Activity Page, and invite them to write down and then share their ideas.*
- Invite anyone who wants to share their responses to do so.
- Close in prayer.

WHAT YOU SAY:

"Dear God, we thank You for the joy You've given us deep down in our hearts that we can overflow to others. We thank You for the great responsibility You've given us to help the world around us feel invited and included. Help us be excited with smiles on our faces as we look for people around us we can invite and make smile because of the joy You bring to our lives. Remind us that **everyone is invited to the party**. In Jesus' name, amen!"

NOTE: Return each kid's keychain and Activity Page to the sandwich bag with their name on it (or create one for those who recently joined the group.) Collect each bag and set aside for the next day.

TRAVEL TIME

As you travel to the next track, use the following questions to keep the conversation going and to keep kids thinking about what they're learning!

- If you could choose any kind of decorations for a party, what would they be?
- How has someone made you feel invited or included before?

TODAY'S BIBLE STORY

Jesus' Parable of the Wedding Feast
Matthew 22:1-14

TODAY'S BOTTOM LINE

Everyone is invited to the party.

KEY QUESTION

How does it feel to be invited?

MEMORY VERSE

"You always show me the path that leads to life. You will fill me with joy when I am with you."

Acts 2:28, NIV

BASIC TRUTH

I should treat others the way I want to be treated.

GETTING READY

HERE'S EVERYTHING YOU NEED TO KNOW

GROUPS: CREATING A SAFE PLACE TO CONNECT

Prepare ahead of time for Small Group Rotation for VBS:

1. PARTY PLANNER

[TALK ABOUT GOD | BIBLE STORY REVIEW]

Made to Create: an activity that explores spiritual ideas through the process of drawing, building, and designing

WHAT YOU NEED:

- Poster board or butcher paper; one piece for each small group
- Print "Party Planner" Activity Page; one set for each small group
- Print "Party Planner Leader Guide" Activity Page; one for each small group
- Glue sticks
- Scissors; one pair for every few kids
- Markers

2. YOU'RE INVITED! YOU'RE INVITED! AND YOU'RE INVITED!

[LIVE FOR GOD | APPLICATION ACTIVITY]

Made to Imagine: an activity that promotes empathy and facilitates biblical application through role-play and reenactment

WHAT YOU NEED:

- Bowl, bin, or other container; one for each small group
- Print and cut out "You're Invited Scenario" Activity Page; one set for each small group
 - Before small group time, fold the the "You're Invited Scenario" strips and place in the container.
- Print and cut out "You're Invited People" Activity Pages; one set for each small group
- Markers; enough for kids to share
- Poster board or butcher paper from Party Planner activity
- Glue sticks; one or two for each small group

3. MEMORY VERSE RELAY

[HEAR FROM GOD | MEMORY VERSE ACTIVITY]

Made to Move: an activity that increases the oxygen in the brain and taps into the energy in the body

WHAT YOU NEED:

- Ping-pong balls; 20 for each small group

- Permanent markers; two for each small group
- Plastic spoons; two for each small group
- Painter's tape; one roll for each small group
- Bucket, basket, bin, or similar (big enough to hold 10 ping pong balls); four for each small group
- *NOTE: If you do not want kids writing directly on the ping-pong balls, place a small piece of tape on each one before the activity.*

4. PRAY

[PRAY TO GOD | PRAYER ACTIVITY]

Made to Reflect: an activity that creates space for personal processing and application

WHAT YOU NEED:

- "Start the Party Prayer Time Keychains" (from previous day and smiley face add-on); one for each kid
- *Optional: Print and cut apart "Smiley Face 23" Activity Page; one card for each kid*
- *Optional: Markers*

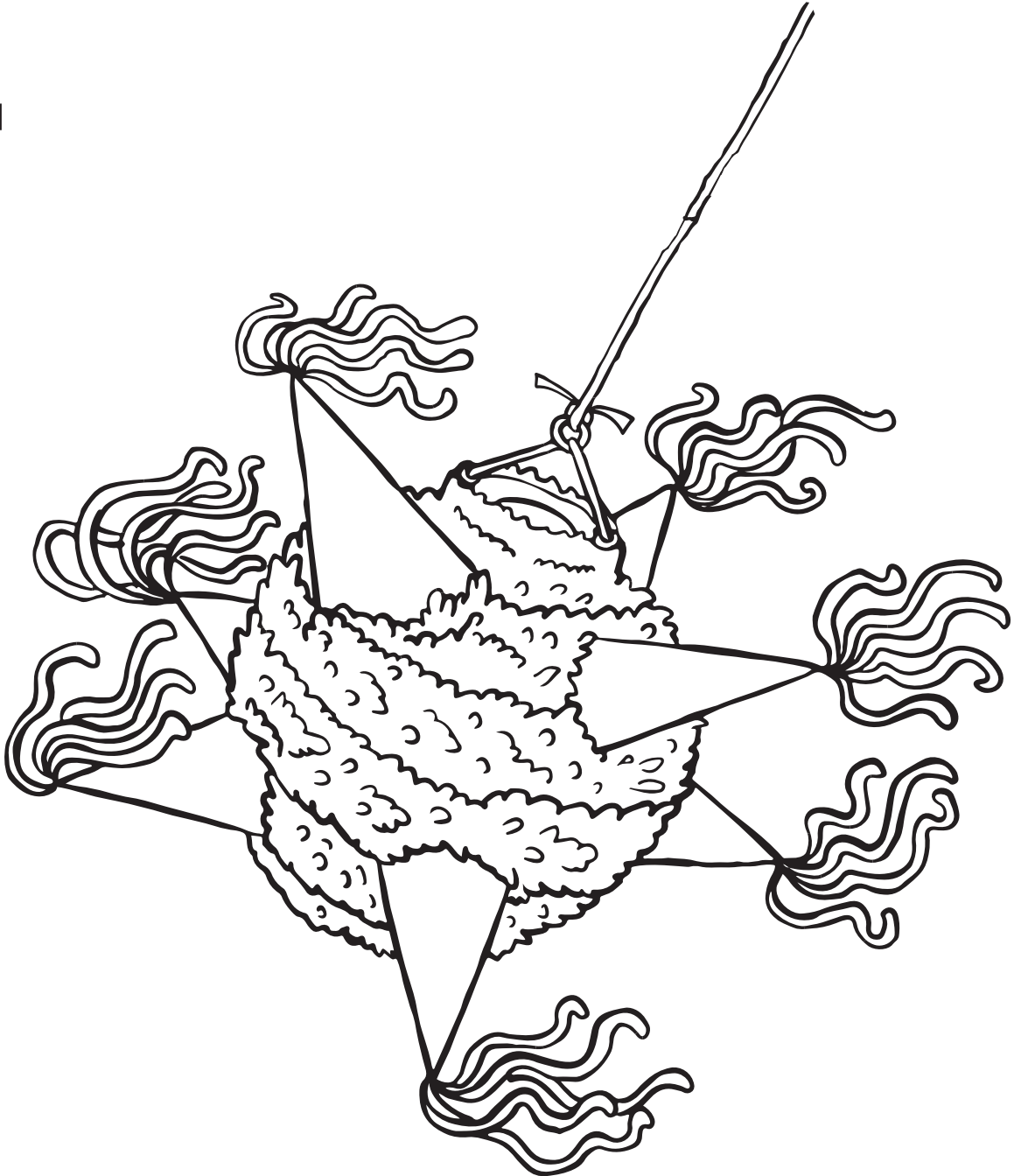
NOTE: Kids will be adding to the "Start the Party Prayer Time Keychains" each day. Be prepared to pass out, collect, and store their keychains in a sandwich bag with their name on it each day.

1



Who originally told the story about the king and the wedding feast?

2



Did this story take place near the beginning or end of Jesus' time on earth?

What to Do:
Print one set for each Small Group.

"Party Planner" Activity Page

VBS, DAY 2, 2-3

©2023 The reThink Group, Inc. All rights reserved.

3



**Who did Jesus originally
tell this story to?**

What to Do:


Print one set for each Small Group.

"Party Planner" Activity Page

VBS, DAY 2, 2-3

©2023 The reThink Group, Inc. All rights reserved.

4



**Where did the king tell his
servants to look for people
to invite to a party?**

What to Do:


Print one set for each Small Group.

"Party Planner" Activity Page

VBS, DAY 2, 2-3

©2023 The reThink Group, Inc. All rights reserved.

5



**Who did the king tell
his servants to invite
to the party?**

What to Do:

Print one set for each Small Group.

"Party Planner" Activity Page

VBS, DAY 2, 2-3

©2023 The reThink Group, Inc. All rights reserved.

6



**Did the servants find
guests to invite to
the party?**

What to Do:

Print one set for each Small Group.

"Party Planner" Activity Page

VBS, DAY 2, 2-3

©2023 The reThink Group, Inc. All rights reserved.

7



What was Jesus trying to tell the religious leaders through this story?

8



Did the religious leaders think that everyone was invited to follow Jesus?

What to Do:
Print one set for each Small Group.

"Party Planner" Activity Page

VBS, DAY 2, 2-3

©2023 The reThink Group, Inc. All rights reserved.

9



**What can we learn from
this story Jesus told?**

What to Do:

Print one set for each Small Group.

"Party Planner" Activity Page

VBS, DAY 2, 2-3

©2023 The reThink Group, Inc. All rights reserved.

10



How can including or inviting someone change the way they see themselves and Jesus?

What to Do:
Print one set for each Small Group.

"Party Planner" Activity Page

VBS, DAY 2, 2-3

©2023 The reThink Group, Inc. All rights reserved.

1. Who originally told the story about the king and the wedding feast? (**Jesus**)
2. Did this story take place near the beginning or end of Jesus' time on earth? (**The end**)
3. Who did Jesus originally tell this story to? (**The religious leaders**)
4. Where did the king tell his servants to look for people to invite to a party? (**The street corners**)
5. Who did the king tell his servants to invite to the party? (**Anyone the servants could find**)
6. Did the servants find guests to invite to the party? (**Yes; the wedding hall was full of guests**)
7. What was Jesus trying to tell the religious leaders through this story? (**Everybody is invited to follow Jesus**)
8. Did the religious leaders think that everyone was invited to follow Jesus? (**No; they thought only they were invited**)
9. What can we learn from this story Jesus told? (**We can invite and include everybody just like Jesus**)
10. How can including or inviting someone change the way they see themselves and Jesus? (**Answer will vary; they will feel joy; loved; included; worthy**)

What to Do:

Print and cut out one set for each small group.

1




What to Do:
Print and cut out one set for each small group.

"You're Invited People" Activity Page

VBS, DAY 2, 2-3

©2023 The reThink Group, Inc. All rights reserved.

2



What to Do:
Print and cut out one set for each small group.

"You're Invited People" Activity Page

VBS, DAY 2, 2-3

©2023 The reThink Group, Inc. All rights reserved.

3




What to Do:
Print and cut out one set for each small group.

"You're Invited People" Activity Page

VBS, DAY 2, 2-3

©2023 The reThink Group, Inc. All rights reserved.

4



What to Do:
Print and cut out one set for each small group.

"You're Invited People" Activity Page

VBS, DAY 2, 2-3

©2023 The reThink Group, Inc. All rights reserved.

5



What to Do:
Print and cut out one set for each small group.

"You're Invited People" Activity Page

VBS, DAY 2, 2-3

©2023 The reThink Group, Inc. All rights reserved.

6



What to Do:
Print and cut out one set for each small group.

"You're Invited People" Activity Page

VBS, DAY 2, 2-3

©2023 The reThink Group, Inc. All rights reserved.

7



What to Do:
Print and cut out one set for each small group.

"You're Invited People" Activity Page

VBS, DAY 2, 2-3

©2023 The reThink Group, Inc. All rights reserved.

8



What to Do:
Print and cut out one set for each small group.

"You're Invited People" Activity Page

VBS, DAY 2, 2-3

©2023 The reThink Group, Inc. All rights reserved.

9



What to Do:
Print and cut out one set for each small group.

"You're Invited People" Activity Page

VBS, DAY 2, 2-3

©2023 The reThink Group, Inc. All rights reserved.

10



What to Do:
Print and cut out one set for each small group.

"You're Invited People" Activity Page

VBS, DAY 2, 2-3

©2023 The reThink Group, Inc. All rights reserved.

1

**There is a new kid at school
who feels lonely.**

2

**A neighbor has moved in across the
street and misses their old home.**

3

**Your brother feels left out when you
are busy playing with your friends.**

4

**There is a boy at the park who
is wandering around by himself.**

5

**You notice a girl who is
eating lunch all by herself.**

6

**You meet a boy at church who
has no summer plans.**

7

**A girl is sad because her dog
just ran away.**

8

**There is a boy who is in your class
who is struggling with Math.**

9

**Your sister is sad because her friends
made plans without inviting her.**

10

**A parent is frustrated when the dinner they've
been working on doesn't cook properly.**



**Everyone is invited
to the party.**



**Everyone is invited
to the party.**



**Everyone is invited
to the party.**



**Everyone is invited
to the party.**

What to Do:

Print on cardstock and cut apart.
Provide one card for each kid.

MADE TO PLAY

an activity that encourages learning through following guidelines and working as a group



1. BINGO BASH

[TALK ABOUT GOD | BIBLE STORY REVIEW]

WHAT YOU NEED: "Bingo Bash" Activity Pages, "Bingo Bash Leader Pieces" Activity Page, "Bingo Bash Review Questions" Activity Page, and game chips

WHAT YOU DO:

- Give each kid a "Bingo Bash" Activity Page, and set out the game chips for kids to share.
- Draw a card from the "Bingo Bash Leader Pieces" Activity Page.
 - If it's simply an image, show it to the kids and invite them to place a game chip on top of the matching image on their "Bingo Bash" Activity Page.
 - If it's an image with a question mark, read a review question (in order) from the "Bingo Bash Review Questions" Activity Page. Kids must answer the review question before everyone can place a game chip on the matching image on their "Bingo Bash" Activity Page. (You can choose a kid to answer each question or allow the entire group to work together.)
- Make sure kids know once they have five chips in a row in any direction, they should yell out "Bingo Bash" to win that round.
- After each round, ask kids to clear off their boards. Collect and shuffle the "Bingo Bash" Activity Pages and redistribute them to the kids.
- Play additional rounds until all 10 review questions have been answered.
- If time allows, play even more rounds so more kids have an opportunity to win.

TODAY'S BIBLE STORY

**Jesus' Parable of
the Lost Son**
Luke 15:11-32

TODAY'S BOTTOM LINE

Celebrate the good news.

KEY QUESTION

**What's the best news
you've ever heard?**

MEMORY VERSE

**"You always show me the path
that leads to life. You will fill me
with joy when I am with you."**
Acts 2:28, NIV

BASIC TRUTH

I can trust God no matter what.

WHAT YOU SAY:

"Congratulations to all our Bingo Bash winners! Our story today reminds us that Jesus made a way for all of us to win. He made a way for us to win at life. On the cross, Jesus made a way for us to be forgiven for our sins. Just like the son in our story, all of us have messed up, whether we've told a little lie, were mean to our brother, or ignored our mom when she asked us to do something. But because of what Jesus did for us, God will always welcome us home, like the father did in the story. THAT is the good news about following Jesus! He loves us so much that He came to be our Savior so we can **celebrate the good news.**" *[Make It Personal]* (Share your personal story about how God's love and forgiveness has impacted your life.)

MADE TO MOVE

an activity that increases the oxygen in the brain and taps into the energy in the body



2. PARTY STARTER

[LIVE FOR GOD | APPLICATION ACTIVITY]

WHAT YOU NEED: "Response Card" Activity Page and markers

WHAT YOU DO:

- Assign one kid to be the "Tagger" and another kid to be the "Party Starter."
- Explain that the Tagger will be trying to tag everyone except the Party Starter..
 - Kids must freeze wherever they are when they are tagged.
 - The Party Starter will be able to unfreeze kids by tagging them again and shouting, **"Celebrate the good news!"**
- Encourage kids to walk around the small group area as they try to dodge being tagged.
- If they are tagged, they must freeze until the Party Starter unfreezes them.
- After a few moments, pause the game to assign another two kids to be the Tagger and the Party Starter.
- Continue until all kids have had a turn playing at least one of the roles or as time/interest allows.

TODAY'S BIBLE STORY

**Jesus' Parable of
the Lost Son**
Luke 15:11-32

TODAY'S BOTTOM LINE

Celebrate the good news.

KEY QUESTION

**What's the best news
you've ever heard?**

MEMORY VERSE

**"You always show me the path
that leads to life. You will fill me
with joy when I am with you."**
Acts 2:28, NIV

BASIC TRUTH

I can trust God no matter what.

WHAT YOU SAY:

"Just like we were frozen in our game, we can sometimes feel stuck when we make bad choices. Sometimes we feel like we don't deserve another chance or don't deserve to be forgiven, but that isn't true. Jesus, the ultimate Party Starter, made a way for us to be forgiven. It does not matter what we did yesterday or how many mistakes we've made. Jesus wants us to get unstuck and move into a relationship with Him. That is the good news! He loves us so much and made the ultimate sacrifice so we could one day party eternally with God. If you have questions about what it looks like to have a relationship with Jesus, I want to encourage you to talk to a leader, parent, or adult you know also loves Jesus! I'm so thankful Jesus made a way so that we can **celebrate the good news!**"

WHAT YOU DO:

- Use the discussion above to talk about how God loves us and gave Jesus for us. Talk about how Jesus lived a perfect life and died so we could have a relationship with God that lasts forever.
- Give each kid a response card.
- Choose kids to read through each statement on the card. Explain each statement, as needed.
- Set out the markers and pens.
- As you read through each statement again, invite kids to color in the symbol if it matches how they feel. Don't pressure kids to color in any symbols. They can also simply color in some of the other artwork on the page.
- When done, ask kids to flip their cards over to write their names on the back and to write down any questions they have about following Jesus.

(2. PARTY STARTER, CONTINUED)

Note: For kids who have questions or seem ready to take a step of faith, follow your church's plan and policy about introducing kids to salvation. If you know a kid's parents are believers and would want to be part of the moment when their child takes a step of faith, be sure to follow up with that family and give them the chance to have this conversation themselves.

MADE TO CREATE

an activity that explores spiritual ideas through the process of drawing, building, and designing



3. MEMORY VERSE EMOJIS

[HEAR FROM GOD | MEMORY VERSE ACTIVITY]

WHAT YOU NEED: Bibles, "Memory Verse Emojis" Activity Page, and markers

WHAT YOU DO:

- Read Acts 2:28 to the kids to refresh their memory.
- Invite any kids who have memorized the verse to share it with the group. Assist kids who want to try by inviting them to repeat it after you.
- Divide kids into two teams.
- Give each team a Bible, a set of Activity Page emoji cards, and markers.
- Tell each team to work together to put all their emoji cards in a creative order to best represent the memory verse.
 - Ultimately, they can use whatever order they want, but promote some conversation about the verse.
- Once a team has agreed on their emoji order, they should work together to write the words of the verse, in order, across the bottom of their cards (two or three words per card with the reference on the last one).

TODAY'S BIBLE STORY

Jesus' Parable of the Lost Son

Luke 15:11-32

TODAY'S BOTTOM LINE

Celebrate the good news.

KEY QUESTION

What's the best news you've ever heard?

MEMORY VERSE

"You always show me the path that leads to life. You will fill me with joy when I am with you."

Acts 2:28, NIV

BASIC TRUTH

I can trust God no matter what.

WHAT YOU SAY:

"Well, your emoji path may have not led to life, but it did lead to some joy-filled creativity with our memory verse! When I think of Jesus' sacrifice so that we can **celebrate the good news**, I definitely insert the party hat emoji! Our memory verse reminds us that when we choose to follow Jesus, it will always lead us to the fullest and most joyful life."

MADE TO REFLECT

an activity that creates space for personal understanding and application



4. PRAY

[PRAY TO GOD | PRAYER ACTIVITY]

WHAT YOU NEED: "Start the Party Prayer Time Keychains" (main piece and microphone add-on); *Optional:* "Microphone 23 Activity Page" and markers

WHAT YOU DO:

- Give each kid their sandwich bag from the previous day containing their "Start the Party Prayer Time Keychains." Give each kid today's microphone add-on. Help them attach it. (If you're not purchasing the keychains, you can simply use the "Microphone 23" Activity Page as described.)
- Invite kids to think of one way they can share the good news of what Jesus did for all of us.
 - Prompt kids with ideas like: tell someone about Jesus, show people Jesus' love by helping/inviting them, etc.
- Tell kids to remember the ways they can loudly share the good news of Jesus whenever they see their microphone.
- *Optional: Set out the markers, give each kid a card from the "Microphone 23" Activity Page, and invite them to write down and then share their ideas.*
- Invite anyone who wants to share their responses to do so.
- Close in prayer.

TODAY'S BIBLE STORY

Jesus' Parable of the Lost Son
Luke 15:11-32

TODAY'S BOTTOM LINE

Celebrate the good news.

KEY QUESTION

What's the best news you've ever heard?

MEMORY VERSE

"You always show me the path that leads to life. You will fill me with joy when I am with you."
Acts 2:28, NIV

BASIC TRUTH

I can trust God no matter what.

WHAT YOU SAY:

"Dear God, today we think about the ultimate sacrifice You made so we can **celebrate the good news**. Instead of leaving us in our sin, You sent Jesus to die on the cross to take our sin, leaving us with freedom and forgiveness. We ask that this good news sinks deep down in our hearts today and bursts out of us like confetti to everyone we know! May we remind everyone that this good news isn't just for us, but for everybody. In Jesus' name, amen!"

NOTE: Return each kid's keychain and Activity Page to the sandwich bag with their name on it (or create one for those who recently joined the group.) Collect each bag and set aside for the next day.

TRAVEL TIME

As you travel to the next track, use the following questions to keep the conversation going and to keep kids thinking about what they're learning!

- What's something that happened recently that's worth celebrating?
- If you could choose any meal to have at the finest celebration, what would you choose?

GETTING READY

HERE'S EVERYTHING YOU NEED TO KNOW

GROUPS: CREATING A SAFE PLACE TO CONNECT

Prepare ahead of time for Small Group Rotation for VBS:

1. BINGO BASH

[TALK ABOUT GOD | BIBLE STORY REVIEW]

Made to Play: an activity that encourages learning through following guidelines and working as a group

WHAT YOU NEED:

- Print "Bingo Bash" Activity Page; one page for each kid
- Print and cut apart "Bingo Bash Leader Pieces" Activity Page; one set for each small group
- Print "Bingo Bash Review Questions" Activity Page; one for each small group
- Game chips (or any small items); enough for each group to share

- Optional: Print and cut apart "Microphone 23" Activity Page; one card for each kid
- Optional: Markers

NOTE: Kids will be adding to the "Start the Party Prayer Time Keychains" each day. Be prepared to pass out, collect, and store their keychains in a sandwich bag with their name on it each day.

2. PARTY STARTER

[LIVE FOR GOD | APPLICATION ACTIVITY]

Made to Move: an activity that increases the oxygen in the brain and taps into the energy in the body

WHAT YOU NEED:

- Print and cut out "Response Card" Activity Page; one card for each kid
- Markers

3. MEMORY VERSE EMOJIS

[HEAR FROM GOD | MEMORY VERSE ACTIVITY]

Made to Create: an activity that explores spiritual ideas through the process of drawing, building, and designing

WHAT YOU NEED:

- Bibles; two for each small group
- Print and cut out "Memory Verse Emojis" Activity Page; two sets for each small group
- Markers; enough for kids to share

4. PRAY


[PRAY TO GOD | PRAYER ACTIVITY]

Made to Reflect: an activity that creates space for personal processing and application

WHAT YOU NEED:

- "Start the Party Prayer Time Keychains" (from previous day and microphone add-on); one for each kid

BINGO BASH



1 / 8


What to Do:
Print one page for each kid.

"Bingo Bash" Activity Page

VBS, DAY 3, 2-3

©2023 The reThink Group, Inc. All rights reserved.

BINGO BASH



What to Do:
Print one page for each kid.

"Bingo Bash" Activity Page

VBS, DAY 3, 2-3


©2023 The reThink Group, Inc. All rights reserved.

BINGO BASH



What to Do:
Print one page for each kid.

BINGO BASH




What to Do:
Print one page for each kid.

"Bingo Bash" Activity Page

VBS, DAY 3, 2-3

©2023 The reThink Group, Inc. All rights reserved.

BINGO BASH




What to Do:
Print one page for each kid.

"Bingo Bash" Activity Page

VBS, DAY 3, 2-3

©2023 The reThink Group, Inc. All rights reserved.

BINGO BASH




What to Do:
Print one page for each kid.

"Bingo Bash" Activity Page

VBS, DAY 3, 2-3


©2023 The reThink Group, Inc. All rights reserved.

BINGO BASH



What to Do:
Print one page for each kid.

BINGO BASH




What to Do:
Print one page for each kid.

"Bingo Bash" Activity Page

VBS, DAY 3, 2-3

©2023 The reThink Group, Inc. All rights reserved.



What to Do:
 Print and cut out one set for each small group.

"Bingo Bash Leader Pieces" Activity Page


VBS, DAY 3, 2-3

©2023 The reThink Group, Inc. All rights reserved.


1. At the beginning of the story, what did the younger son ask his father for?
(His share of the family property/money)
2. How did the father respond to the younger son's request?
(He agreed, gave the younger son his portion, divided up his property between his sons)
3. What did the younger son do after he received his portion?
(Packed up everything he had, went to a faraway country, wasted the money on wild living)
4. What did the younger son spend the money on?
What happened to all of the money?
(Spent on a wild lifestyle, wasted it all away)
5. What did the younger son decide to do when he ran out of money?
(Found work feeding pigs, thought about eating pigs' food.)
6. When the younger son reached this low point, what idea did he have next?
(Return to his father's house to beg to be one his father's servants.)
7. When the younger son began to travel back home and his father saw him coming, how did his father respond?
(Ran toward him with excitement)
8. What did the father do after his son returned?
(Threw a party with all of the best things)
9. How did the older son respond? Why?
(Refused to attend the party, did not agree, did not think younger brother deserved celebration)
10. How did the father respond to the older son?
("This brother of yours was dead. And now he is alive again. He was lost. And now he is found.")

What to Do:

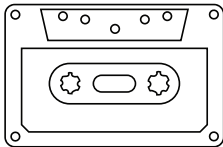
Print one copy for each small group.




**This is the first time I've heard
about what it means to follow Jesus.**




**I still have questions about what it means
to follow Jesus and want to know more.**



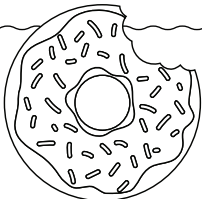
**I would like to talk with someone about
taking a next step to put my faith in Jesus.**



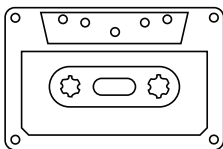
**I have already put my faith in Jesus,
but I want to know more about following Him.**




**This is the first time I've heard
about what it means to follow Jesus.**




**I still have questions about what it means
to follow Jesus and want to know more.**





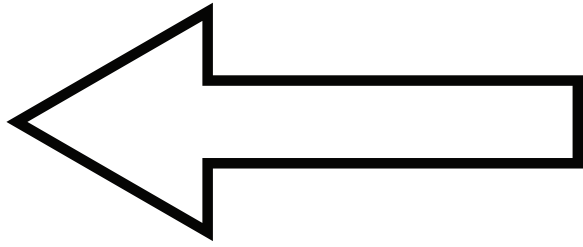
**I would like to talk with someone about
taking a next step to put my faith in Jesus.**




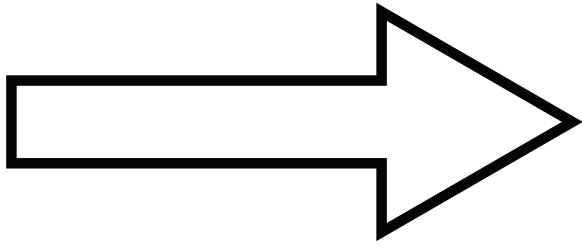
**I have already put my faith in Jesus,
but I want to know more about following Him.**




What to Do:
Print and cut out two sets for each small group.



What to Do:
Print and cut out two sets for each small group.




What to Do:
Print and cut out two sets for each small group.



**Celebrate the
good news.**



**Celebrate the
good news.**



**Celebrate the
good news.**



**Celebrate the
good news.**

What to Do:

Print on cardstock and cut apart.
Provide one card for each kid.

MADE TO EXPLORE

an activity that extends learning through hands on experimentation and discovery



1. LET YOUR LIGHT FLOW

[TALK ABOUT GOD | BIBLE STORY REVIEW]

WHAT YOU NEED: Scraps of paper, markers, drinking glass, bottle of water, and funnel

WHAT YOU DO:

- Divide kids into groups of three or four.
- Give each group a piece of scrap paper and markers.
- Ask each group to agree on a party supply and then work together to draw and color it on their paper.
- When groups finish, choose one kid to place their group's paper behind the glass so everyone can see their illustration through the glass.
- Encourage everyone to watch the illustration flip direction as you pour water into the glass.
- Funnel the water back into the bottle and repeat for each illustration.

TODAY'S BIBLE STORY

You Are the Light of the World
Matthew 5:14-16

TODAY'S BOTTOM LINE

You can be a party starter.

KEY QUESTION

How can YOU start the party?

MEMORY VERSE

"You always show me the path that leads to life. You will fill me with joy when I am with you."

Acts 2:28, NIRV

BASIC TRUTH

I should treat others the way I want to be treated.

WHAT YOU SAY:

"When light travels from air to water or glass, it slows down and bends. This bending of light is the reason our pictures look different through the glass. Just like our science experiment changes the view of these pictures, there's a light inside you that can change the way the world sees Jesus. Our Bible story taught us that we can light the way with our words and actions to help others see what Jesus is like. Our kindness can change the way someone sees themselves. Our invitation can change the way someone sees Jesus! When you treat others the way you want to be treated, you could be the reason someone wants to join the party! **You can be a party starter** when you choose to put your light on full display so that everyone can see the joy of Jesus inside you!"

MADE TO IMAGINE

an activity that promotes empathy and facilitates biblical application through role-play and reenactment

TODAY'S BIBLE STORY

You Are the Light of the World
Matthew 5:14-16

TODAY'S BOTTOM LINE

You can be a party starter.

KEY QUESTION

How can YOU start the party?

MEMORY VERSE

"You always show me the path that leads to life. You will fill me with joy when I am with you."
Acts 2:28, NIV

BASIC TRUTH

I should treat others the way I want to be treated.



2. PARTY HAT, CONFETTI POPPER, DISCO BALL

[LIVE FOR GOD | APPLICATION ACTIVITY]

WHAT YOU NEED: No supplies needed

WHAT YOU DO:

- Explain kids will be playing a version of Rock, Paper, Scissors called Party Hat, Confetti Popper, Disco Ball.
 - Party hat wins over disco ball (because a party crown rules).
 - Confetti popper wins over party hat (because the burst of confetti can knock the hat over).
 - Disco ball wins over confetti popper (because the reflective light outshines the confetti).
- Teach kids and practice the actions for each choice.
 - Make a triangle with hands on head for party hat.
 - Jump up and down yelling "pop" for confetti popper.
 - Do the disco dance for disco ball.
- Divide the group into two teams and instruct each team to gather far apart from the other team.
- Lead teams to quietly agree on which action they'd all like to choose for that round. When you count to three, each team displays the action they've chosen.
- If there is a losing team, ask them one of the scenario questions below.
- If there is a tie, play another round.
- Continue until all questions have been answered or as time/interest allow.

Questions:

1. Your friend's family is going through a rough time. Your friend seems down most of the time. What could you do to shine your light?
2. A group of older kids at the water park told a girl she can't hang out with them. You see the joy leave her face as they are being mean to her. How can you shine your light and help her have a good time?
3. Your dad asks for some help cleaning the house. How can you light the way and show your siblings how Jesus would respond?
4. You found out your neighbor is really sick. What could you and your family do to show the light and love of Jesus?
5. Your least favorite meal is for dinner tonight. How will you respond with the light of Jesus inside of you?

WHAT YOU SAY:

"Our game brought you all a lot of joy! Those questions reminded us there are so many creative ways to shine your light to those around you. You don't have to know everything about Jesus or say all the right things. All we need to do is pass on the joy we have inside us in our own creative ways. Maybe you love to paint, so you make someone an encouraging card. Or perhaps you bake someone cookies, or you play basketball with someone who needs a friend. **You can be a party starter** by shining the light of Jesus in your own, unique

(2. PARTY HAT, CONFETTI POPPER, DISCO BALL, CONTINUED)

way." *[Make It Personal]* (Share about a time you used your own specific skills and hobbies to share your joy that comes from Jesus.)

MADE TO CONNECT

an activity that invites kids to share with others and build on their understanding



TODAY'S BIBLE STORY

You Are the Light of the World

Matthew 5:14-16

TODAY'S BOTTOM LINE

You can be a party starter.

KEY QUESTION

How can YOU start the party?

MEMORY VERSE

"You always show me the path that leads to life. You will fill me with joy when I am with you."

Acts 2:28, NIV

BASIC TRUTH

I should treat others the way I want to be treated.

3. HOW DO I START THE PARTY?

[HEAR FROM GOD | MEMORY VERSE ACTIVITY]

WHAT YOU NEED: Bibles, "How Do I Start the Party?" Activity Page

WHAT YOU DO:

- Give each kid a Bible.
- Lead teams to look up Acts: 2:28 using the Bible Navigation tips from Day 1.
- Gather the kids in a circle.
- One at a time, place a card from the "How Do I Start the Party" Activity Page on each kid's forehead so the image is facing the rest of the group. (Kids can take over holding the card in place once you've made sure they didn't see it.)
 - If you have more than 10 kids, explain that some kids will have a card while others will be giving clues.
 - If you have less than 10 kids, play additional rounds with all the cards.
- When you say, "Go," kids should turn to those near them and ask, "How do I start the party?"
- Kids give hints to those near them to describe the party item without saying the name of it.
- As kids guess the correct party item, they can flip over their card to reveal words from the memory verse and begin assembling the verse in order.
- As kids assemble the verse as far as they can, encourage them to help more kids guess their party supply.
- Once all cards have been guessed, check to see if kids have arranged the verse in order.
- Invite any kids who have memorized the verse to share it with the group. Assist kids who want to try by inviting them to repeat it after you.

WHAT YOU SAY:

"You all gave some great descriptions for those party items. Some of you were very animated and excited to help your friends win! It reminded me what Start the Party has been about: showing love to everyone around us, treating others the way we want to be treated, and eagerly pointing out the good news of Jesus to everyone we meet! **You can be a party starter** by getting THIS excited when telling everyone about the joy Jesus gives you and what He has done for you!"

MADE TO REFLECT

an activity that creates space for personal understanding and application



4. PRAY

[PRAY TO GOD | PRAYER ACTIVITY]

WHAT YOU NEED: "Start the Party Prayer Time Keychains" (main piece and disco ball add-on); *Optional:* "Disco Ball 23" Activity Page and markers

WHAT YOU DO:

- Give each kid their sandwich bag from the previous day containing their "Start the Party Prayer Time Keychains." Give each kid today's disco ball add-on. (If you're not purchasing the keychains, use the "Disco Ball" Activity Page in the same way.)
- Ask kids to think about a person that they could show the love of Jesus to today.
 - Prompt them with questions such as: "Who is someone you know that could use some encouragement?" "Who will you see today and what do you think they need right now?"
- *Optional:* Set out the markers, give each kid a card from the "Disco Ball 23" Activity Page, and invite them to write down and then share their ideas.
- Invite anyone who wants to share their responses to do so.
- Close in prayer.

WHAT YOU SAY:

"Dear God, thank You for our time together! Thank You for the good news that You made a way for us to be with You forever. Help us to not keep this light and joy to ourselves. Anytime we have an opportunity to show others the joy You give us, help us to be bold. Let Your Holy Spirit give us confidence so that every day we tell ourselves, '**You can be a party starter!**' We love You. Amen."

NOTE: Return each kid's keychain and Activity Page to the sandwich bag with their name on it (or create one for those who recently joined the group.) Collect each bag and set aside for them to take home later.

TRAVEL TIME

As you travel to the next track, use the following questions to keep the conversation going and to keep kids thinking about what they're learning!

- If you could start a party with either a fireworks show or a glow stick dance, which would you choose?
- Who's one person you can tell about what you learned at VBS?

TODAY'S BIBLE STORY

You Are the Light of the World
Matthew 5:14-16

TODAY'S BOTTOM LINE

You can be a party starter.

KEY QUESTION

How can YOU start the party?

MEMORY VERSE

"You always show me the path that leads to life. You will fill me with joy when I am with you."
Acts 2:28, NIV

BASIC TRUTH

I should treat others the way I want to be treated.

GETTING READY

HERE'S EVERYTHING YOU NEED TO KNOW

GROUPS: CREATING A SAFE PLACE TO CONNECT

Prepare ahead of time for Small Group Rotation for VBS:

1. LET YOUR LIGHT FLOW

[TALK ABOUT GOD | BIBLE STORY REVIEW]

Made to Explore: an activity that extends learning through hands on experimentation and discovery

WHAT YOU NEED:

- Scraps of paper; one for every three or four kids
- Markers; enough for kids to share
- Drinking glass; one for each small group
- Bottle of water; one for each small group
- Funnel; one for each small group

2. PARTY HAT, CONFETTI POPPER, DISCO BALL

[LIVE FOR GOD | APPLICATION ACTIVITY]

Made to Imagine: an activity that promotes empathy and facilitates biblical application through role-play and reenactment

WHAT YOU NEED:

- No supplies needed

3. HOW DO I START THE PARTY

[HEAR FROM GOD | MEMORY VERSE ACTIVITY]

Made to Connect: an activity that invites kids to share with others and build on their understanding

WHAT YOU NEED:

- Bibles; one for each kid
- Print "How Do I Start the Party?" Activity Pages back-to-back and cut apart; one set for each small group

4. PRAY

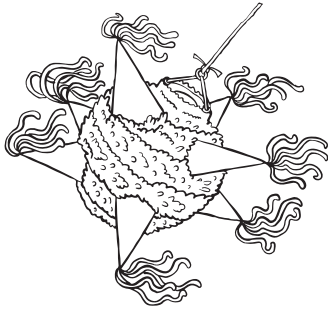
[PRAY TO GOD | PRAYER ACTIVITY]

Made to Reflect: an activity that creates space for personal processing and application

WHAT YOU NEED:

- "Start the Party Prayer Time Keychains" (from previous day and disco ball add-on); one for each kid
- *Optional:* Print and cut apart "Disco Ball 23" Activity Page; one card for each kid
- *Optional:* Markers

NOTE: Kids have been adding to the "Start the Party Prayer Time Keychains" each day. Be prepared to pass out, collect, and store their keychains in a sandwich bag with their name on it and send home.




PIÑATA



**DISCO
BALL**



CAKE




CANDLE




PLATE



**PARTY
MUSIC**



**PARTY
GAMES**



CONFETTI



**FANCY
DRINKS**



GIFTS

What to Do:

Print pages back-to-back on cardstock and cut apart.
Provide one set for each small group.

You always

show me

the path

that leads to

life. You

will fill me

with joy

when I am

with you.

Acts 2:28
NIV

What to Do:

Print pages back-to-back on cardstock and cut apart.
Provide one set for each small group.



**You can be
a party starter.**



**You can be
a party starter.**



**You can be
a party starter.**



**You can be
a party starter.**

What to Do:

Print pages back-to-back on cardstock and cut apart.
Provide one set for each small group.

252 KIDS

252 KIDS ACTIVITY STAMP DESCRIPTIONS



MADE TO MOVE

an activity that increases the oxygen in the brain and taps into the energy in the body



MADE TO PLAY

an activity that encourages learning through following guidelines and working as a group



MADE TO EXPLORE

an activity that extends learning through hands on experimentation and discovery



MADE TO IMAGINE

an activity that promotes empathy and facilitates biblical application through role-play and reenactment



MADE TO CREATE

an activity that explores spiritual ideas through the process of drawing, building, and designing



MADE TO REFLECT

an activity that creates space for personal understanding and application



MADE TO CONNECT

an activity that invites kids to share with others and build on their understanding