



CREW LEADERS

First, I want to thank you for volunteering.

Second, I ask that each of you begin to pray daily asking God to prepare the hearts of our church members, workers and the children who will attend this VBS.

Remember, the things kids will experience at SHIPWRECKED have the potential to last a lifetime. These activities, songs, discussions, and prayers can change hearts and lives for eternity.

This packet will weave lots of information together to give you a solid foundation of understanding.

Attached are several pages of information I felt helpful for you to understand just how SHIPWRECKED will work.

Again, thank you for giving your time. You will truly be blessed!

Leigh Ann Hill

leighann@midwaychurch.org

903-819-4290

SHIPWRECKED Crew Leaders

You will be provided with a crew bag that will contain the following:

- Clipboard - with the daily schedule and your Crew List. Taped to the front of the clipboard will be a paragraph "Helping a Child Follow Jesus." This is an aid to help if you have any children that want to make a profession of faith. If the child does make a decision, please complete a "Decision Page" also included in your bag. Your crew number will be taped on the back of the clipboard.
- Pens/Pencils
- Permanent Marker - Please make sure you write the children's names on ALL of their things (i.e. crafts, etc.)

Here is a description of each Station and where they are located.

Station	What It Is	Where It Is	Station Leader
Castaway Sing & Play	Opening Session	Worship Center	Karson Hall Jonas Crump Chris Todd
Bible Discovery	Bible Story Skits	Junior High Room (Admin Bldg)	Craig Boswell
KidVid Cinema	Lesson and Video	Room A105 (Admin Bldg)	Amy Witte
Imagination Station	Sciency Gizmos	Fellowship Hall	Neil & Destin Blais
Ship Rec Games	Recreation	Front Courtyard/Gym	Corey Winten Nick Travascio
Tropical Treats	Snack	Main Kitchen	Sue Husbands/ Heather Logan
Sail Away Sendoff	Closing Session	Worship Center	Karson Hall Jonas Crump Chris Todd
Hospitality	Hospitality Room (*Light Snacks/drinks*)	Main Kitchen	Suzanne Lynch
Preschool Tide Pool	Preschool VBS program	Preschool Wing	Kelsey Penix Karyn Guthrie

*A light meal for volunteers and their kids is served each night at 5:30 in the Main Kitchen.

Arrival Instructions - Upon arrival each night, please check in at the Information Desk. This helps us make sure every crew has a leader each night. You will find your crew bag behind the media booths on the upper level of the worship center. Please take out your clipboard and hold it where your crew number on back can easily be read by the kids. The first night you will need to make sure each child has a name badge and that you write names on everything. You will have a Crew list on your clipboard. Make sure that each kid has checked in at registration EACH night and mark them as PRESENT on your crew list. They will receive a stamp/sticker as proof that they have checked in. If you have a child that is not on your sheet, simply add their name but first make sure they are in fact in the correct crew by checking their name badge.

Dismissal Instructions - At the end of the night, please take your crew to your designated dismissal area. Please have each child sit down to wait for their parents. Use this time to ask each crew member what their favorite part of the night was or tell the stories/jokes listed on the back of your daily schedule. Stay with your crew until each child has been picked up. Children will be dismissed through the double wood doors at the back right side of the worship center. As parents pull up, the child/children's names will be called. It is loud and crazy so you MUST listen carefully.

Please park away from the building and not in any coned off areas!

Name Tags - Please collect all Name Tags at the end of each night and place in your crew bag. Other craft items can be taken home each night.

God Sightings - On day 1 kids learn about God Sightings at Castaway Sing & Play. Then beginning on Day 2 at Castaway Sing & Play, you will add a God Sighting Sail Sticker to the Rescue Raft. As the sail gets mended, kids will have a reminder of the way Jesus shows up to rescue us in every day life!

Gospel Presentation - Thursday is designated for a "response" time. The gospel will be presented during Bible Discovery and a decision time given. There will be several counselors on hand to deal with these children. If you have someone from your crew respond and there is not an available counselor or you would like to counsel them, please make sure your other crew members are taken care of by an Assistant Crew Leader, if you have one, or you can ask another Crew Leader to take your crew until you are able to catch up. We will have "runners" available to get those children that make decisions back with their crew.

To be clear - if a child in your crew is still talking with a counselor and it is time to go to the next station, leave that child with the counselor and a "runner" will catch them up to you.

Attached is a Crew Leader Guide. Please read it.

Before you Start

Come with a good attitude. Read the material (be familiar with the Bible Story—overview attached). Remember the focus belongs on bringing God's word to the children, not on visiting with other volunteers during VBS.

Get Excited!

Castaway Sing & Play:

- Sing along.
- Show enthusiasm.
- Louder singing isn't necessarily better singing.
- Split up in the row and be among the children.
- Don't be afraid to do the motions along with the children.

Join In!

Ship Rec Games:

- Listen to rules carefully.
- Discourage rough play.
- Involve all children unless otherwise instructed due to medical issues.
- Make everyone feel like a winner. Say things like: "Great try! That was super!"
- Take part in the activity.
- Be aware of safety hazards.

Give Sincere Praise Often!

Imagination Station:

- Listen to directions carefully.
- Respect the child's creative efforts.
- Allow each child to do the project on their own unless asked for help.
- Never criticize. Don't say, "What's that supposed to be?"
- Praise all work, not just the best.
- Please do not make your own project (we only ordered enough for participants), only help the children.
- Help the Craft Leader distribute and collect supplies.

Pull Your Share Of The Load!

KidVid Cinema:

- Don't allow children to touch the props.
- Get everyone's attention before beginning.
- Speak loudly and clearly.
- Explain in simple steps.
- Listen carefully.
- Help the children make connections. Ask, "What happened next? Is this like...?"
- Leave the classroom neat for the next class.

Be Dramatic!

Bible Discovery:

- Enter the room quietly.
- Don't allow children to touch the props.
- Show interest in the story.
- Encourage participation in discussions.

Note: On Day 1 during the lost sheep experience one child will be casually ushered into the hallway where a helper will be waiting. Crew Leaders should play along when the Station Leader pretends to notice a child has "wandered away." Day 2: One Crew will be the "Mary Crew" that won't have to clean the room like the "Martha Crews." The Crew Leader in the "Mary Crew" should ham it up and act excited to be part of the "Special" Crew.

Getting Along:

- Stop problems while they are small.
- Be sure rules and privileges are understood.
- Direct a child to a new activity if they are misbehaving.
- Use nonverbal clues: a look, a frown, or a hand "stop" signal allows the group to continue and saves the child embarrassment.
- Be aware of and stop hurtful comments.
- Show Christ's love in your words. Say: "That's OK. Let's start over." "Anyone can make a mistake." "We'll help you."
- After two attempts to correct the problem, please contact either Karson Hall (940-230-0407) or myself for further discipline.

Extra Reminders:

- **Be in the worship center by 6:15 PM.**
- Please wear a watch to keep on schedule.
- There will be a hospitality room (for volunteers and their kids only) in the Student Center with snacks/cookies and drinks. It will be open from 5:30 PM until 6:15 PM.
- Please remember your crew deserves your undivided attention. Please - NO texting, gossiping, etc.
- Leigh Ann Hill, VBS Director, can be reached on her cell phone (903-819-4290) for emergencies, etc.
- There will be people taking pictures and video all during VBS.
- Pray daily for each member of your group.

Daily devotions are in the Crew Leader Guide to help you know the day's bible story. Also attached is a SHIPWRECKED Overview that gives a brief description of what to expect at each station for that day.

CHILDREN WITH FOOD ALLERGIES OR MEDICAL CONDITIONS WILL BE WEARING NEON GREEN COLORED WRIST BANDS. PLEASE BE AWARE OF THESE CHILDREN AND KNOW THEIR SPECIFIC SITUATION.

CHILDREN WEARING PURPLE WRIST BANDS CANNOT BE INCLUDED IN ANY PICTURES.



ELEMENTARY Crew Leader Guide



Permission to photocopy this resource from
Group's Shipwrecked VBS granted for local church use.
Copyright © 2018 Group Publishing, Inc., Loveland, CO. group.com/vbs



What's a Crew Leader?

If you've been asked to be a Crew Leader, you've met two important qualifications: You love the Lord, and you love children. During Shipwrecked, you'll visit different activities with a group of three to five children. *You're not in charge of preparing or teaching activities; you just get to be there and help kids enjoy them as you shepherd the members of your Crew.* Because your Crew is small, you'll get to know and affirm each one by asking questions, really listening, and being encouraging.



TIDAL TIP

This isn't from our field test but from a VBS director who frequents our online forum. She reminds the Crew Leaders that some of the kids at VBS might not ever hear a kind or affirming word. She encourages her Crew Leaders to speak God's love to *each child*. This director says it makes a huge difference in the way Crew Leaders treat and speak to the kids. Wonderful idea!



Island Memories

Bible Memory Buddies®


Each day during KidVid™ Cinema, you'll give each kid in your Crew a Shipwrecked Bible Memory Buddy and help kids slide the Buddies onto a carabiner that will easily attach to kids' clothing or personal items to go with them wherever they go. Each Buddy has the day's Bible verse written on the back, too!

At the end of each day, kids will leave their Shipwrecked Carabiners and Bible Memory Buddies in the Crew bag. This will ensure kids aren't without their carabiner and collection of Buddy tags each day at VBS.



Castaway Logbooks

Kids and families love these fun, interactive student books that continue the VBS week's learning at home! They'll spark meaningful conversations with family members about the amazing ways Jesus rescues. The Castaway Logbooks are an integral part of Shipwrecked's faith discoveries!



TIDAL TIP

It can be a challenge to get take-homes to actually make it home throughout the week, so with that in mind, we've suggested the Castaway Logbooks go home on the last day of VBS. Your Director may choose to distribute them differently, but no matter the approach, excitedly encourage kids to take the books home and use them! Your enthusiasm will help kids know these books designed especially for them have value and are a way to keep the VBS fun going at home.

Who's Who in the Crew

During their first Castaway Sing & Play session, kids will choose Crew jobs. Each child will have one of the jobs listed in the chart. If children can't agree on who should perform each of the jobs, assign jobs to kids for Day 1; then rotate jobs each day so that by the end of the week, all children in the Crew have had an opportunity to do each job. The name badges also list these Crew roles on the back. If your Crew has fewer than five kids, some kids may have more than one job. Kids are excited about having special jobs. Encourage them to fulfill their roles, and provide lots of opportunities for them to do so.

JOBS	DUTIES
Guide	chooses action ideas for traveling through Shipwrecked (such as swimming, surfing, crab-walking, or sea turtle-shuffling)
Kit Carrier	distributes and collects supplies and helps carry the Crew's bag
Prayer Person	leads or opens prayer times
Navigator	helps monitor the daily schedule to let the Crew know what's coming next
Thank You-er	leads the Crew in thanking Station Leaders each day

The Crew Family

Every member of your mixed-age Crew adds something to every activity.

I've just completed third grade.

I'm a unique and important part of my Crew because I like to be challenged. I can help younger members of my Crew with challenging projects.

I've just completed fifth grade.

I'm a unique and important part of my Crew because I like to make choices. I can help younger Crew members with tasks and help the Crew Leader guide everyone in showing Jesus' love.

I've just completed fourth grade.

I'm a unique and important part of my Crew because I like to ask questions. I can help my Crew ask questions to make sure we understand what we're learning.

I've just completed kindergarten.

I'm a unique and important part of my Crew because I have a great imagination. I can help my Crew dive into each Bible Discovery!

I've just completed first grade.

I'm a unique and important part of my Crew because I like to be the best. I can help encourage my Crew to be the best it can be.

I've just completed second grade.

I'm a unique and important part of my Crew because I want everything to be fair. I can help make sure we all take turns and treat one another fairly.



Top 4 Crew Leader Tips

Participate!

- ▶ Sing the songs and do the motions.
- ▶ Play the games.
- ▶ Be curious in Imagination Station.
- ▶ Use your imagination in Bible Discovery to interact with each day's story.
- ▶ Share your own God Sightings.
- ▶ Give your own insights during KidVid Cinema.

Support the Station Leaders.

- ▶ Quickly form knee-to-knee circles for Crew discussions.
- ▶ Listen to each Station Leader, and encourage kids to listen too.
- ▶ Put the Crew bag out of the way during activities.
- ▶ Be enthusiastic.

Lavish your attention on the kids.

- ▶ Turn off your cellphone—you can contact your friends *after* VBS!
- ▶ Use kids' names in kind and loving ways.
- ▶ Use eye-to-eye contact.
- ▶ Be an active, tuned-in listener during discussions.
- ▶ Give hugs or high-fives throughout the day.
- ▶ Be there for the kids as they arrive. Get there early. Check with your VBS Director to see when he or she would like you to arrive each day.

Be positive.

- ▶ Model the behavior that you want kids to have.
- ▶ Positively acknowledge kids' answers to questions. Rather than saying "No...that's the wrong answer," say, "Thanks for sharing. Anyone else have thoughts?"
- ▶ Smile! Have fun!

TIDAL TIP

Use Positive Words

Like These:

- Let's keep moving so we can do as many fun activities as possible.
- Listen carefully so you'll know what to do next.
- Stay with the Crew; we need your help in this activity!
- That's a unique way of doing things! How did you think of that? Let's try it this way.
- It's important that we all follow the instructions and work together as a team.
- Please move over here so you can see better.
- Let's all sit in a circle so we can see and hear one another better.
- Those Buddies sure are cool! Let's keep them put away so we can hear about this next activity.

What to Do If...

Most of the time, things will go smoothly for your Crew, but every once in a while, you may run into a dilemma. Here's some advice on how to handle different challenges.



If my Crew won't stay together...

Encourage your Guide to come up with creative ways to travel. Or work with your Thank You-er to come up with cheers to say as you travel.

If I have a clique in my Crew...

Cliques can make the Crew experience unhappy for the outsiders. Encourage friendships among all Crew members by pairing kids with partners they don't know very well during games and other activities.



If older kids are unhappy being grouped with mixed ages...

Highlight their helping role. Encourage them to help younger kids with snack preparation and other activities. Acknowledge them by telling younger kids, "[Name of older child] is really good at that. Why don't you ask him [or her] to help?"

If a Crew member won't participate...

Help shy children feel welcome by calling them by name and asking them questions directly. Respond to their questions with a smile and a statement such as "That's really interesting!" Also try giving children special jobs. For example, assign them the task of finding a place for your Crew to sit at each station.

If someone *really* doesn't want to participate in Ship Rec Games, that's okay. Shipwrecked can be tiring! Let children rest until they're ready to participate.

If people in my Crew don't get along...

Quietly take the children aside. Tell them you've noticed that they're not getting along. Let them know that although they don't have to be best friends, they do have to be together all week, so things will be a lot more fun if they can at least be kind to one another. (Use the daily Bible Points for these teachable moments!)



If I have an overly active child...

Pair this child with yourself during partner activities, and suggest that he or she sit with you during quiet times. Try to make sitting still a game by saying, "Let's see how long you can sit still without interrupting. I'm timing you. Ready? Go!"

If those suggestions don't work well enough, ask your Director if you could have an assistant Crew Leader to help the child focus and participate.

If my Crew gets too big...

Shipwrecked is a blast, so it's likely that kids will want to bring friends. However, the activities at Shipwrecked are designed to work with a mixed-age Crew of no more than five kids. If you have a small Crew, you'll welcome a few additional friends into your Crew family. But if your Crew grows past five children, talk with your Shipwrecked Director as soon as possible. He or she will need to form a new Crew so kids can have the best experience possible.



What Do I Do at Each Station?



Castaway Sing & Play is where kids worship by singing upbeat action songs. Your job at Castaway Sing & Play is to

- greet your Crew members in your designated seating area.
- follow the motions, and sing out loud.



Imagination Station is where kids can experiment, play, and discover as they use amazing Sciency-Fun Gizmos! Your job at Imagination Station is to

- listen carefully to the instructions because you'll most likely need to repeat them for some members of your Crew!
- use your imagination and share your curiosity as kids explore their gizmos. It's time to play!
- help kids complete their activities (*only* when they need help).
- help clean up your area before leaving.



KidVid™ Cinema is where kids watch a daily video of *real* kids who have experienced Jesus' rescue in their lives. Your job at KidVid Cinema is to

- encourage kids to tune in and watch the video.
- lead your Crew in participating in the activities before and after the video.
- lead kids in discussion when it's called for. (Expect surprising insights and answers from kids. And don't be afraid of deep, personal conversations—those are where impact and transformation happen.)
- give kids the special Bible Memory Buddies each day.

In KidVid Cinema, kids will discuss real-life topics like feeling alone, overcoming worry, and trusting Jesus for rescue in many of life's hard times. Don't worry! Each of these is handled in a kid-appropriate way. The kids in your Crew may share very real experiences with you. Don't feel like you have to have all the answers! Use the Bible Points to reassure kids that Jesus is always near and rescues us in amazing, sometimes unexpected ways.



Tropical Treats is where Crews come for a tasty snack. Your job at Tropical Treats is to

- gather your Crew in a designated area.
- help your Crew focus on the Tropical Treats Leader as he or she explains the snack.
- lead kids in discussing how the snack connects to the day's Bible verse by following a helpful handout.
- help kids clean up your area before leaving.



Ship Rec Games is where kids play team-building games. (One day of VBS your Crew will skip games to help make treats for the entire VBS!) Kids also learn about Operation Kid-to-Kid in this station. Your job at Ship Rec Games is to

- listen carefully to the instructions so you can help your Crew members follow them.
- participate in each activity, and cheer on your Crew members as they participate.
- participate during one day's game time in a "photo shoot" for the day's Spotlight VBS slideshow (a customized slideshow featuring the kids and leaders at Shipwrecked)!



Bible Discovery is where kids experience the Bible story. Your job at Bible Discovery is to

- line up with your Crew outside the door.
- listen carefully to hear how Crew Leaders should help out that day.
- encourage Crew members to participate.
- share your own discoveries during discussion times and your excitement during each Bible Discovery.



Sail Away Sendoff is where kids experience an exciting review of the day's lesson. Your role at Sail Away Sendoff is to

- lead kids to your assigned seating area.
- participate in singing and other activities.
- remind your Crew to participate without being rowdy or disruptive.
- make sure each child leaves with his or her Sciency-Fun Gizmo from Imagination Station.
- collect Crew members' name badges and Bible Memory Buddies and store them in your Crew bag.




BIBLE STORY: Jesus tells parables about lost things. (Luke 15)

KEY VERSE: “The Lord will hold me close.” (Psalm 27:10)

Consider This...

- ✦ In Jesus’ culture, a shepherd with a large flock probably worked with other shepherds. If he needed to search for one lost sheep, he left another shepherd in charge of the rest of the flock.
- ✦ In the parable of the lost coin, Jesus speaks of a drachma coin, worth about a day’s salary. The woman in the story likely wore it or carried it as a sign that she was married, like a wedding ring today. While the coin *did* have monetary value, people hearing this story would understand that the coin had sentimental value as well.
- ✦ As you read the story of the lost son, notice how Jesus paints a picture of a young man who alienates himself from his family. In Bible times, sons simply didn’t request their inheritance while their father was still alive. Society considered such a request defiant. Deuteronomy 21:18-21 explains that a father could have a rebellious son stoned for his actions.
- ✦ In the story of the lost son, the father didn’t pursue his son. However, verse 20 indicates that the father kept an eye out for his son, and he saw the young man approaching from a great distance. Further, the father excitedly ran to meet his son, showing his joy and enthusiasm at the son’s return.



Why It Matters...

The kids attending your VBS know what it’s like to feel lonely, lost, or left out. They’ve been left out of birthday parties, chosen last for a team at recess, and watched from the outside as other kids played together. Psychologists compare friendships to food and loneliness to starvation. Kids who feel lonely for long periods of time are actually at risk physically, as well as emotionally. Loneliness happens to all of us, but Jesus promises his comforting presence. Today you can encourage kids with the truth that Jesus rescues us by being our forever friend who loves and pursues us. You get to be the arms of Jesus, hugging and nurturing hurting kids today! Take the opportunity to help kids discover that they’re never alone, because Jesus knows our hearts, understands our hurts, and is always holding us close.



DAY 1

Bible Point: **WHEN YOU'RE LONELY...JESUS RESCUES!**

God Sightings®

Every day at Shipwrecked, kids and leaders will share evidence they've seen of God. We call these *God Sightings*, and they're an easy, practical, and powerful way to help kids realize that God is still active in our everyday lives. The more you incorporate God Sightings into your conversations with kids, the more they'll "get it."

Today help kids talk about situations in their lives in which they feel alone or singled out and how Jesus' love for them can rescue them from loneliness. Here are a few examples:

- ▶ Talk about times at school they've felt alone or left out and how they might feel differently at school when they remember Jesus is with them.
- ▶ Suggest Bible verses and songs that offer examples of how Jesus cares deeply about people and kids in particular.
- ▶ Point out ways you see your Crew members helping each other to not be left out and how Jesus can work through others to rescue them from being lonely.



TIDAL TIP

Sit in knee-to-knee circles for discussions. Call on kids by their Crew role. For example, say, "I'd like our Guide and our Prayer Person to answer the next question."

TIDAL TIP

A God Sighting is not "I see God in that tree." A God Sighting *is* "I see God's creativity and power because only God can make a tree." God Sightings are seeing things that God has created, allowed, provided, done, or revealed to us.

WRAP-UP QUESTIONS: SWIM & SWAP

Ask:

- ① **What was it like to not have a place on the island, to get left behind?**
- ② **If you did make it to the island, what was it like to see everyone who was left behind?**
- ③ **Have you ever been left behind by friends or family? Tell about it.**

Say: **Getting left behind is hard, and it happens to all of us—even as grown-ups! But Jesus will never leave you behind. Whether you're left out in a game, left out at home, at school, at the pool, or anywhere, Jesus is by your side. With Jesus, you'll always have a place and belong. WHEN YOU'RE LONELY...JESUS RESCUES!**



Tidal Tips From Your Director

BIBLE STORY: Martha worries and complains. (Luke 10:38-42)

KEY VERSE: “The Lord comes to the rescue each time.” (Psalm 34:19)

Consider This...

- ▶ Luke 7:36-50 gives us a little background on Jesus’ friendship with Mary. Mary, a woman with a sinful reputation in her town, anoints Jesus’ feet with expensive oil, using her hair to wipe his feet. Her act of humility touches Jesus deeply, and he speaks to his host of her great love. (Mary repeated this act of servanthood and devotion in John 12.)
- ▶ Some scholars point out that Jesus acted differently from the teachers of his day, in that he encouraged women to learn. In that culture, a student sat at the feet of his or her teacher. By sitting at Jesus’ feet, Mary assumed the posture of a student.
- ▶ While it’s not clear in the passage, some scholars suggest that the disciples were with Jesus at Martha’s house. This would have required quite a bit of preparation and an additional expense for food and drink.
- ▶ Every time you read about Martha, she’s busy “doing.” When her brother Lazarus dies (John 11), Martha rushes out to meet Jesus. Mary stays inside, talking with other mourners. When Jesus returns to Bethany for Passover (John 12), Martha serves the dinner.

Why It Matters...

As adults, we may wave off kids’ worries as small in comparison to the burdens we carry. But, surprisingly, kids worry about many of the same things you do. Today’s kids are plugged in and very aware of the stresses and fears facing adults. As a result, kids have anxiety about things like their families, the environment, poverty, and violence. One study found that kids today are more worried than people who were hospitalized for anxiety in the 1950s! Yet Jesus reassures us repeatedly in Scripture not to worry. Jesus doesn’t rescue us by *taking away* our difficulties, but he promises to bear them for us (Matthew 11:28-30). Today take every opportunity to help children cast their anxieties on Jesus, resting in his power and care. Help kids practice turning their worries over to Jesus and replacing worry with wonder as they watch him care for their every need.



DAY 2

Bible Point: **WHEN YOU WORRY...JESUS RESCUES!**

God Sightings®

God Sightings are a great way to help kids see that God is active all around us. Remember, the more you incorporate God Sightings into your conversations with kids, the more they'll "get it."

Today help Crew members identify some of their biggest worries and point out ways Jesus can set us free from worry. Here are a couple of examples:

- ▶ Praise kids when you see them try something new or push through a hesitation to try something at any of the stations. Highlight how you saw them let go of a worry, and unpack how Jesus can help us do that with all our worries.
- ▶ Keep watch for unique moments during the day to lead your Crew in encouraging other Crew members who are struggling. Jesus can rescue us from worry by the encouragement and support of our friends!



TIDAL TIP

As a Crew Leader, you are the chief God Sightings encourager! Have fun with your Crew members as you look for God in action each day.

Beacon



WRAP-UP QUESTIONS: FOOD DEFENSE

Ask:

- ① What did you worry about when you were defending the food or trying to take it in the game?
- ② Why would it worry you in real life if you had very little or even no food at all?

Say: **Not having enough food is a scary, real worry for a lot of people all over the world. One way Jesus helps people with this worry is by sending the help and care of other people—people like us helping with the Operation Kid-to-Kid project that'll provide seeds for food to grow! Jesus can work through you to help others through their worries, even people far away in Haiti, and he can use others to help you with your worries too! WHEN YOU WORRY...JESUS RESCUES!**



Tidal Tips From Your Director



BIBLE STORY: Jesus' friends try to rescue him in the garden of Gethsemane.

(Luke 22:39-54; Matthew 26:36-56)

KEY VERSE: "Be still, and know that I am God!" (Psalm 46:10)

Consider This...

- ▶ In Gethsemane, Jesus struggled. Matthew 26:37-38 explains that he was "anguished and distressed" and his soul was "crushed with grief." As he wrestles with what is to come, Jesus demonstrates that he experiences many of the same emotions and fears as we do.
- ▶ In his struggles, Jesus turned to his heavenly Father for comfort and guidance. He also asked his closest friends to join him—both physically and in prayer.
- ▶ As Jesus' friends tried to defend him, Jesus reminded them (and the guards) of God's awesome power. The "thousands of angels" Jesus spoke about would have been around 72,000! Jesus knew he didn't need protection by a handful of swords.
- ▶ Under different circumstances, Judas' kiss would have been a sign of respect and obedience from a student to a master. Judas turned a demonstration of honor into a sign of betrayal.



Why It Matters...

Struggles are things that tie us up in emotional knots—things we battle internally. Kids struggle with succeeding at school, choosing right from wrong, and understanding why parents fight or divorce. Even young children struggle with things like discipline, mastering new skills, and finding the balance between exerting their independence and relying on parents for help. No matter what issues kids are working through, Jesus saves them from struggle by providing comfort, guidance, and reassurance every step of the way. Today you can encourage kids with the truth that they don't face these struggles alone. Help kids rest in the loving hands of Jesus, allowing him to ease them through their inner battles.



DAY 3

Bible Point: **WHEN YOU STRUGGLE...JESUS RESCUES!**



God Sightings®

Keep looking for evidence of God all around you. Throughout the day, point out the things that remind you of God's consistent presence. Here are a few examples:

- ▶ Thank God for the Bible and the love God communicates to us in its pages! It's no ordinary book, and it's a true God Sighting.
- ▶ Bring up the Operation Kid-to-Kid project and how amazing it is that even through enormous struggles, like the one the people of Haiti face, Jesus rescues.
- ▶ Point out songs from Castaway Sing & Play, such as "Eye of the Storm," that offer reminders that Jesus is with us and in control even when life is stormy and uncertain.



WRAP-UP QUESTIONS: SILLY LILY LAGOON

Ask:

- ① **When we were planning how to get across the lagoon, what made you think it might not be possible?**
- ② **Why did you or didn't you want to give up in this game?**

Say: **This game wasn't so simple. We had to talk to each other to come up with a plan. We'll have times like this in our lives too; sometimes our plans will totally fall apart. But Jesus can see how everything will work out and has a good plan for your entire life, even the hard times. WHEN YOU STRUGGLE...*JESUS RESCUES* with an awesome plan for how your struggles will make you smarter, stronger, and more like him!**



Tidal Tips From Your Director

BIBLE POINT:
When you do wrong...Jesus rescues!

BIBLE STORY: Jesus welcomes a criminal before dying and coming back to life. (Luke 23:26–24:12)

KEY VERSE: “Here on earth you will have many trials and sorrows. But take heart, because I have overcome the world.” (John 16:33)

Consider This...

- ▶ The criminal on the cross wasn't the only condemned man who received life and freedom on the day of Jesus' death. Earlier, the crowds chose the release of Barabbas—a convicted murderer—over the release of Jesus.
- ▶ The account of Jesus' crucifixion in Matthew and Mark says that the accused men ridiculed and mocked Jesus. However, Luke notes that after Jesus offers forgiveness (Luke 23:34), one man has a change of heart about Jesus.
- ▶ Isaiah 53:12, a prophecy about Jesus, includes the phrase “He was counted among the rebels.” This statement comes to pass as Jesus is crucified amongst criminals. Roman law at the time didn't demand death as payment for robbery, although the law *did* consider treason a capital offense. So it's possible that the criminals had been part of some insurrection.
- ▶ At the time, Jewish society wouldn't have considered the news of the empty tomb very reliable, because it came from a group of women. Further, the men who heard the news thought it sounded like nonsense.



Why It Matters...

While kids may not equate their wrongs with those of a criminal on a cross, the kids at your VBS readily admit that they've blown it. Kids know they've lost their tempers, lied, said unkind words, disobeyed parents, and broken rules. Those wrongdoings, or sins, create a chasm between us and a holy and perfect God—our loving heavenly Father who desires a relationship with us. What a precious truth to realize that God loves us so much that he sent Jesus to rescue us from our wrongdoings! Today you can help children explore the depth of God's love and the astounding sacrifice Jesus made to forgive our sin and restore our relationship with God.

DAY 4

Bible Point: **WHEN YOU DO WRONG...JESUS RESCUES!**

Helping Children Follow Jesus

During the week, if you sense that a child might like to know more about what it means to believe in Jesus, give this simple explanation:

God loves us so much that he sent his Son, Jesus, to die on the cross for us. Jesus died and took the punishment for all the wrong things we do. But Jesus is stronger than death, and he came back to life! Jesus wants to be our friend forever. If we ask him to, he'll take away the wrong things we've done and fill our lives with his love. Jesus will always be with us and will help us make the right choices. If we believe in Jesus and ask him to forgive us, someday we'll live with him forever in heaven.

Be sure to share the news of the child's spiritual development with his or her parent(s).

God Sightings®

Today help your Crew members think of God Sightings that are reminders of how Jesus rescues us from the wrong things we do by paying the price of all our sins. Be sure to make it clear that *everyone* sins so no one feels singled out and there's no confusion that anyone's perfect—even if some children have trouble thinking of a time they recognize they've sinned. Here are a couple of examples:

- ▶ Jesus rescued us completely when he died on the cross for our sins and then came back to life! You'll have many opportunities to help this truth sink in during Bible Discovery.
- ▶ Encourage kids to not be afraid to admit the times they've sinned because they don't necessarily have to talk about specifics with the Crew. Help kids understand that Jesus knows their heart and knows about it all anyway and he forgives and loves them. Jesus' love is his rescue for when we do wrong!



WRAP-UP QUESTIONS: FISHY FEET

Say: It was fun to imagine fishing out the seeds for the people we'll be helping in Haiti! It made our Crews really want to get all of the marbles out because if they were real seeds, that would mean more food for the families in Haiti. But it was pretty hard to do it just right and get all of the marbles each time. **Ask:**

? **Have you ever tried really hard to help someone or to do something right but it didn't work out? What was that like?** Share an example of your own, such as you wanted to give a homeless person some money but didn't have any extra, or you made a meal to help a friend and it burned on the stove.

? **Why's it disappointing to do wrong when you're trying so hard to do right?**

Being human means we're going to do wrong no matter how hard any of us try to always do right. Bigger than getting it wrong when we're trying to help others or getting things wrong on a math test is this problem we all have called sin. We sin when we don't do the things God says are right. God knows we can't solve the sin problem on our own, so God sent his Son, Jesus, to do what we can't. WHEN YOU DO WRONG...JESUS RESCUES! We're learning more about that today in Bible Discovery and Sail Away Sendoff.




Tidal Tips From Your Director

BIBLE STORY: Peter and John heal a lame man in Jesus' name. (Acts 3:1-26)

KEY VERSE: "This is the same mighty power that raised Christ from the dead." (Ephesians 1:19-20)

Consider This...

- ▶ While Jesus' followers proclaimed Christ, they were also Jews who took time to pray and worship God faithfully, according to their Jewish traditions. That's why we find Peter and John heading to the Temple to pray.
- ▶ The Beautiful Gate where the beggar sat led into the court of the women. Because the beggar went there every day, it's likely that he found kindhearted people going into the Temple who willingly gave him alms or other money.
- ▶ After being healed, the exuberant man walked through nine gates to reach the inner courts near Solomon's Colonnade!
- ▶ Although Scripture doesn't explain much about the man's condition or lifestyle, we can assume that he had either friends or family members who carried him to the Beautiful Gate every day. Acts 4:22 reveals that he had been lame for more than 40 years, so we can suppose that his condition wouldn't likely be cured or resolved without divine intervention.



Why It Matters...

The kids at your VBS understand what it's like to feel powerless in life's storms. They don't have control when a parent loses a job. They're helpless when friends move away. They feel incapable of helping solve so many of the huge problems around them. Today is a celebration of the power we have in Jesus' name. Because of Jesus, we have the ability to comfort others. We can uphold people in prayers to a mighty God. In our weakness, God's strength can do powerful things. As you wrap up your time with kids, take the opportunity to empower them with reminders that we have access to the same power that raised Jesus from the dead!

DAY 5

Bible Point: **WHEN YOU'RE POWERLESS...JESUS RESCUES!**

God Sightings®

Today help your Crew members celebrate God Sightings that give them strength when they're not feeling so strong. Here are a few examples:

- ▶ Talk about why knowing God is all around us, *always*, can help us be strong.
- ▶ Share kid-friendly examples of your own about what can make you feel powerless and ways Jesus has helped you through those situations. Hearing that even grown-ups can feel powerless and need Jesus' rescue will help kids understand that all of us do and always will need Jesus.
- ▶ Tell each child why he or she is a God Sighting for you and strengths you can see in him or her.

Thank You to You!

Thanks for all you've done to help children discover that Jesus is very active in their lives and is near to rescue them in amazing, surprising, very real ways!



TIDAL TIP

- Find out if the kids in your Crew have age-appropriate Bibles or Christian music at home. Talk with your VBS Director about providing these basic resources for kids.
- Continue building friendships long after VBS is over. Fill out the "All About My Crew" information on each Crew member. After VBS, you'll be able to send postcards and birthday cards and greet kids who attend your church.
- Give each child his or her Bible Memory Buddies and other fun goodies from Shipwrecked.
- Thank your VBS Director for all he or she has done to bring Shipwrecked to your community to remember in a fresh way that Jesus rescues!

WRAP-UP QUESTIONS: STRETCHED TO THE MAX

Ask:

- ① What was fair or unfair about the techniques we had to use to pick up bags in the game?

Say: **Flexibility and strength made a big difference in this game! Stretchy, springy, and strong people had a much easier time! But we're all good at something...**

- ① What are other things you're really good at?

- ① What are things you *can't* do no matter how hard you try?

We all have different abilities, and that means sometimes things won't be fair and you'll feel powerless. Sometimes you'll be able to do thinetimes you'll struggle—your abilities will be stretched and that's when you learn and grow. And sometimes you'll be stretched to the end of your ability, and that's okay. Everyone has limits. *WHEN YOU'RE POWERLESS...JESUS RESCUES—* because he made you to be exactly who you are with all the things you can and can't do.



Tidal Tips From Your Director

All About My Crew



Name: _____

Address: _____

Birthday: _____

Family members: _____

Favorite things: _____

Name: _____

Address: _____

Birthday: _____

Family members: _____

Favorite things: _____

Name: _____

Address: _____

Birthday: _____

Family members: _____

Favorite things: _____

Name: _____

Address: _____

Birthday: _____

Family members: _____

Favorite things: _____

Name: _____

Address: _____

Birthday: _____

Family members: _____

Favorite things: _____

DAY 3



RAE

Bible Point:
When you struggle...
Jesus rescues!

Bible Story:
Jesus' friends try to rescue him in the garden of Gethsemane. (Luke 22:39-54; Matthew 26:36-56)

Key Verse:
"Be still, and know that I am God!" (Psalm 46:10)

Imagination Station



Decoder Bands

KidVid™ Cinema



Gunnar rescues his little buddy.

Ship Rec Games



- ≈ Wreck Riddles
- ≈ Silly Lily Lagoon
- ≈ Bop It or Drop It

Tropical Treats



Castaway Cracker Mix

Bible Discovery



Hear from Jesus' friends who struggled to help him in the garden.

DAY 4

GUAC



Bible Point:
When you do wrong...
Jesus rescues!

Bible Story:
Jesus welcomes a criminal before dying and coming back to life. (Luke 23:26-24:12)

Key Verse:
"Take heart, because I have overcome the world." (John 16:33)

Imagination Station



Ready Rescuers

KidVid™ Cinema



Librarians showed grace and forgiveness to Keizo when he forgot to return a video game.

Ship Rec Games



- ≈ Sea Turtle Travel
- ≈ Fishy Feet
- ≈ Landlubber Lacrosse

Tropical Treats



Fruity Floats

Bible Discovery



Explore how only Jesus can wash away our sins, and celebrate his coming back to life!

DAY 5



MOE

Bible Point:
When you're powerless...
Jesus rescues!

Bible Story:
Peter and John heal a lame man in Jesus' name. (Acts 3:1-26)

Key Verse:
"This is the same mighty power that raised Christ from the dead." (Ephesians 1:19-20)

Imagination Station



Power Paddlers

KidVid™ Cinema



Seth had to trust in Jesus to get him through a rough time when he was sick.

Ship Rec Games



- ≈ Sinking Ships
- ≈ Stretched to the Max
- ≈ Storm Surge

Tropical Treats



Graham Raft

Bible Discovery



Discover that faith in Jesus healed a crippled beggar.

Shipwrecked—at a Glance

Shipwrecked is an interactive Bible-based adventure your kids will love. You'll carefully integrate the daily Bible Point into each station's activities. At every stop, kids learn and grow—and have a great time!

DAY 1



HOPE

Bible Point:
When you're lonely...
Jesus rescues!

Bible Story:
Jesus tells parables about lost things. (Luke 15)

Key Verse:
"The Lord will hold me close." (Psalm 27:10)

Imagination Station



Lost-and-Found Flyers

KidVid™ Cinema



A "family" of friends reminds Melda that Jesus is always with her.

Ship Rec Games



- ≈ Shipwreck Buddies
- ≈ Cool-Down Catch
- ≈ Swim & Swap

Tropical Treats



Sand-licious Parfait

Bible Discovery



Learn three parables and that Jesus will always rescue us.

DAY 2



BEACON

Bible Point:
When you worry...
Jesus rescues!

Bible Story:
Martha worries and complains. (Luke 10:38-42)

Key Verse:
"The Lord comes to the rescue each time."
(Psalm 34:19)

Imagination Station



Hopper Stoppers

KidVid™ Cinema



Jesus rescues Shiloh by providing a warm welcome from new friends.

Ship Rec Games



- ≈ Rescue Rings
- ≈ Tug of Water
- ≈ Food Defense

Tropical Treats



Gone Fishin'

Bible Discovery



Experience how Mary and Martha felt when Jesus visited.