

VBS

2022




# MONUMENTAL

CELEBRATING GOD'S GREATNESS



God loves you no matter what.



HARLEY

# Joseph is sold by his brothers.

(Genesis 37)



"Your unfailing love  
will last forever."

(Psalm 89:2)



God is with you everywhere.



MILEY

Day  
2



# Joseph is imprisoned.

(Genesis 39–40)

“For the Lord your God is with you wherever you go.”  
(Joshua 1:9)



# HOWELL

God is in charge.




Day  
3



# Joseph gets new responsibilities.

(Genesis 41)



“How great is our Lord!  
His power is absolute!”

(Psalm 147:5)



Day  
3



God is stronger than anything.

# ROLLO





# Jesus dies and comes back to life.

(Luke 23–24:12)

“And I am convinced that nothing can ever separate us from God’s love.”

(Romans 8:38)

Day  
4



God is surprising.



JET



Day  
5



# Joseph is reunited with his family.



Day  
5

"Come and see what  
our God has done,  
what awesome miracles  
he performs for people!"

(Psalm 66:5)

# God Sightings

Kids and leaders share evidence they've seen of God

Seeing things that God has created, allowed, provided, done, or revealed to us

Easy and powerful way to help kids realize that God is still active in our everyday lives

A God Sighting is not "I see God in that tree." A God Sighting is "I see God's creativity and power because only God can make a tree."

The more you talk about God Sightings, the more they'll "get it"



# Mission Projects

Monetary donations  
requested:

- Using funds to buy school supplies for kids on reservations
- Suggested donation: \$5

Collecting School Supplies

- Bethany youth will be distributing on mission trip
- School supplies can be dropped off near the stage



# First Aid Procedures

---

Stay Always stay with a child in need of first aid

---

Take Take all requests seriously


---

Be Be aware of allergies/special needs within your Crew

---

Remain Always remain calm in the presence of children, especially the injured child

---





# First Aid – Minor Injuries

## Proceed


- IMMEDIATELY proceed to the nearest First Aid Station
  - Narthex
  - Outside near Games

## Care

- Care for individual's needs; return to Crew

## Complete

- Complete Injury Report at First Aid Station



# First Aid Station – Injury Report


Child's Name/Crew	Incident Description	Action Taken	Leader Name
<b>Bobby Smith Blue Ramsey</b>	<b>Scraped knee on playground</b>	<b>Cleaned knee, applied band-aid</b>	<b>Kelly Bender</b>



# First Aid – Level 1 and 2

## PROFESSIONAL CARE NEEDED (LEVEL 1):

- Ask another Crew Leader or helper to locate on-site nurse
- Locate VBS Director or Children's Director




## PROFESSIONAL CARE NEEDED (LEVEL 2) SERIOUS INJURY:

- **CALL 911** on the nearest phone or call out for a Crew Leader or helper to do so for you
- Locate on-site EMT

# Bathroom Policy

- **NO child can visit restroom unattended!**
  - One Helper or Crew Leader must accompany all children to the restroom
- Helper/Crew Leader must remain outside restroom
- Count children before & after restroom break
- If help needed, find another Crew Leader





# Cell Phones

Please turn off cell phones

No texting


Be 100% present with children

No photos please!



# Before You Arrive...

- VBS T-shirt must be worn daily
- Dress comfortably and appropriately
- Be spiritually prepared; pray for God's guidance in all you say and do
- Review daily Bible story and verses
- Be grateful - what an awesome opportunity to serve the Lord!
- Be EARLY, especially on Day 1







# When You Arrive...

- Smile... the Lord has placed you here!
- Sign in, pick up name tag or Crew bag



# Crew Leader Training


MONUMENTAL

CELEBRATING GOD'S GREATNESS



# When You Arrive...

- Find your pew with matching color and character (e.g., Red Howell)
- Review Crew members – be aware of any allergies or special needs



# Crew Bags

- Crew Sign – marked by color and character
- Crew Folder:
  - ABC's of Salvation, Bathroom Policy, Bethany Floor Plan, First Aid Procedures, Communication Sheets
  - Elementary Crew Leader Guide
  - Rotation Schedule
  - Crew member info sheet
  - Attendance/Sign-out Form
- Clipboard and pen





# Sing & Play Celebration

Beginning, where kids worship by  
singing upbeat action songs

- Seat Crew Leaders at both ends of  
pew;  
hold up sign for Crew to see
- Greet Crew members and their  
parents;  
make them feel welcome
- Confirm with parents who is  
authorized  
to pick-up child
- *All early pick-ups must be in  
writing!*



# Sing & Play Celebration

Take	Take attendance as children arrive
Ask	Ask children if they have anything to give you (e.g., donations, snack, etc.)
Be	Be energetic and enthusiastic; follow motions and sing along
Meet	When told, meet for prayer (Narthex)
Discuss	Day 2 – 5: discuss God Sightings®
Review	Review schedule – know when and where you are going next!



# Rotation Schedule

Start	End	Red Group	Yellow Group	Green Group	Blue Group
9:15 AM	9:35 AM	Sing & Play Celebration	Sing & Play Celebration	Sing & Play Celebration	Sing & Play Celebration
9:40 AM	10:00 AM	Red Rocks Rec	Oasis Tastes	Awesome Bible Adventures	Imagination Station
10:05 AM	10:25 AM	Oasis Tastes	Awesome Bible Adventures	Imagination Station	Red Rocks Rec
10:30 AM	10:50 AM	Awesome Bible Adventures	Imagination Station	Red Rocks Rec	Oasis Tastes
10:55 AM	11:15 AM	Imagination Station	Red Rocks Rec	Oasis Tastes	Awesome Bible Adventures
11:20 AM	11:40 AM	KidVid Cinema	KidVid Cinema	KidVid Cinema	KidVid Cinema
11:45 AM	12:00 PM	Canyon Closing	Canyon Closing	Canyon Closing	Canyon Closing

# Rotation Schedule

- Color groups travel together
- Rotation stays the same each day
- Note different times on Friday!





# Awesome Bible Adventures

## Where kids experience the Bible Story

- Listen carefully to hear how Crew Leaders can assist Station Leader
- Keep Crew together and encourage participation




# Imagination Station

Where kids can experiment, play  
and discover as they use  
Sciency-Fun Gizmos!

- Listen to directions so you can repeat
- Help kids focus on the experiment and daily question
- Help clean up before leaving







# Oasis Tastes

**Where Crews come for a tasty snack**

- Please be aware of food allergies
- Simple snack
- Explanation of how snack ties into daily lesson
- Crew Leaders get a snack too
- Good time for bathroom break!




# Red Rocks Rec

Where kids play team  
building games

- Bring Crew to the designated area
- *You can take a break!*
- Volunteer snack room available
- Pick up Crew on time







# KidVid Cinema

Where kids watch a daily video of *real* kids who are following Jesus as they face life's challenges

- Kids will discuss real-life topics
- Encourage good listening
- Sit amongst your Crew
- Lead kids in discussion when asked
- VBS Trivia questions!

# Salvation Thursday

- Bible Story, KidVid Cinema
- Prayer team available
- Clipboard for recording
  - Commitments
  - Recommitments
- Pamphlets given to parents during pick-up
- Bible to those who don't have one



# ABC's of Salvation

- ◆ **Accept** – accept that you are a sinner
- ◆ **Believe** – believe in Jesus, that He died for your sins
- ◆ **Confess** – confess and ask forgiveness



# Canyon Closing

## Exciting review of day's lesson

- Seat Crew Leaders at both ends of row
- Collect name tags while you wait to begin; place in Crew bag
- Participate in singing/activities
- Remind Crew to look for God Sightings





# Canyon Closing

- Make sure children leave with their Sciency-Fun Gizmo
- Hand out any newsletters, etc. (check folder daily; write child's name on top of any handout)
- Early dismissals must have written permission
- Authorized adult must sign out child
- Do not leave until everyone is picked up!
- Drop off Crew bags in Volunteer Room



# Canyon Closing - Friday

- Collect name badges
  - keep plastic badge
  - give name tag insert to child
- Certificate of Completion
- End of Program Slide Show





# Best Practices

- HAVE FUN!!!
- Lavish your attention on the kids
- Be alert to each child's needs
- Be positive – model the behavior that you want kids to have
- Encourage good listening and respectful behavior





# Best Practices

- Be prepared to participate, support Station Leaders
- If a parent asks a question you can't answer, tell them you will get back to them
- Don't leave Crew unattended
- Keep a constant head count
- *Keep your Crew on schedule!*
- Appropriate touch (side hugs, fist bumps, etc.)





Questions?