

## DIOCESE OF SACRAMENTO

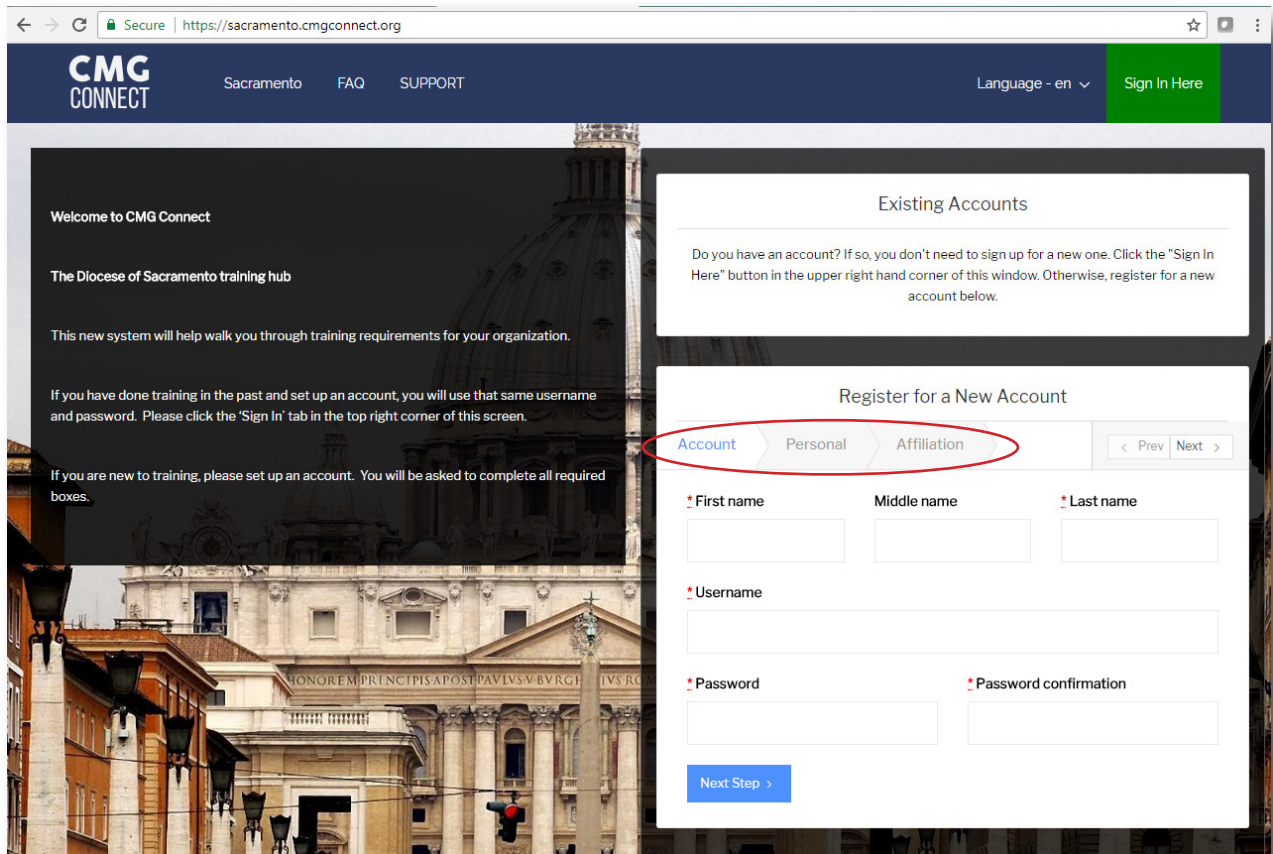


### ***Safe Environment Training***

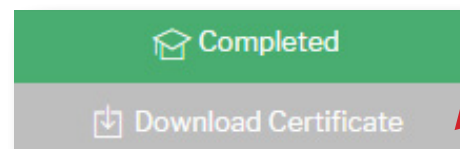
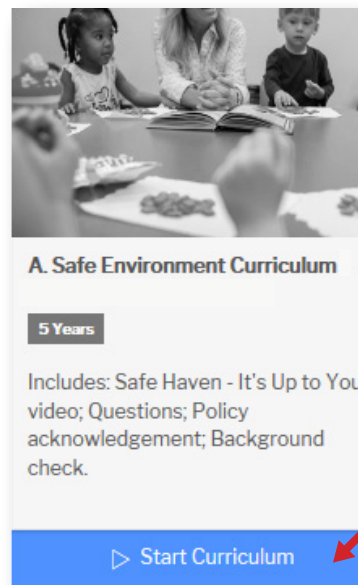
#### Getting Started:

1. Go to <https://sacramento.cmgconnect.org/>
2. **Previously had an account?** If you have done training in the past and had an account, you can use that same username and password to Sign In at the top right of the page. You do not need to fill in the account creation boxes.
3. **New to training?** Create a new account by completing all the boxes under “Register for a New Account.” This includes address, primary parish, and how you participate at your parish or school. If you have questions please contact your parish/school coordinator.
4. Your main learning dashboard will show you all of the requirements and optional training curriculums that have been customized for your particular role within Diocese.
5. Click ‘Start Curriculum’ for the Safe Environment Training.

For more information, please use your FAQ or Support tab at the top of the screen.



- You will progress through ALL three account creation screens before your registration is complete.
- On your main dashboard, you will click Start Curriculum
- Complete the training sections—as you work through they will show as ‘Done’ in each box. When finished, click the ‘Dashboard’ tab on the left.
- You can download and print your certificate when finished.



<https://sacramento.cmgconnect.org>