



SPOTLIGHT VBS™

Station Leader Manual



Spotlight VBS™



Leader Manual

Group resources really work!

This Group resource incorporates our R.E.A.L. approach to ministry. It reinforces a growing friendship with Jesus, encourages long-term learning, and results in life transformation, because it's:



Relational—Learner-to-learner interaction enhances learning and builds Christian friendships.

Experiential—What learners experience through discussion and action sticks with them up to 9 times longer than what they simply hear or read.

Applicable—The aim of Christian education is to equip learners to be both hearers and doers of God's Word.

Learner-based—Learners understand and retain more when the learning process takes into consideration how they learn best.

Spotlight VBS™ Leader Manual

Copyright © 2020 Group Publishing, Inc./0000 0001 0362 4853

All rights reserved. No part of this book may be reproduced in any manner whatsoever without prior written permission from the publisher, except where noted in the text and in the case of brief quotations embodied in critical articles and reviews. For a permission request form, go to group.com/permissions.

Visit our websites:

group.com

group.com/RockyRailway

Thanks to this VBS crew for keeping everything on track: Laura Baldwin-Stout, Jody Brolsma, Stephen Caine, Lyndsay Gerwing, Mikal Keefer, Jan Kershner, Laycie McClain, Michael Paustian, Mike Porter, Joani Schultz, Patty Smith, Elisa Snell, Rodney Stewart, Jennifer Sundin, and Gabriele Woolever.

Scripture quotations are taken from the *Holy Bible*, New Living Translation, copyright © 1996, 2004, 2015 by Tyndale House Foundation. Used by permission of Tyndale House Publishers, Inc., Carol Stream, Illinois 60188. All rights reserved.

ISBN 978-1-4707-6074-8

Printed in the United States of America.

10 9 8 7 6 5 4 3 2 1


22 21 20

Contents

Spotlight Basics

Now Starring	4
Your Role as the Spotlight Photographer	4
Some Basic Photography Tips.	5
Using the Spotlight Files.	5
Special Spotlight Tips	6

Ramsey



Day 1—Jesus’ Power Helps Us Do Hard Things	7
Photographer’s Script.	8



Ava

Day 2—Jesus’ Power Gives Us Hope	12
Photographer’s Script.	13

Sierra



Day 3—Jesus’ Power Helps Us Be Bold	17
Photographer’s Script.	18

Finn



Day 4—Jesus’ Power Lets Us Live Forever	21
Photographer’s Script.	22

Lawrence
Elk



Day 5—“Your Power Will Pull Us Through”	26
Photographer’s Script	27

Spotlight Basics

STAY ON TRACK ! ➡

The files needed to create the Spotlight VBS slideshows are located at group.com/vbsTools. Click on the link to the Spotlight files. When you find the files you plan to download, right-click on the file and “save link as” or “save target as,” depending on your browser. Please follow the instructions for your file type (PPT or PDF). For extra ease, make sure the person in charge of your Spotlight presentation has at least intermediate computer skills.

STAY ON TRACK ! ➡

It's important to do a test run with your camera equipment and software ahead of time.

Now Starring...

With Spotlight VBS, every child can be a star at Rocky Railway VBS! Here's how it works. Each day a different group of kids will arrive at Loco Motion Games and discover that a photographer (that's you!) is there to capture cool photos of them for a slideshow. You'll have a script outlining the specific shots you need to get. The Loco Motion Games Leader will help you gather kids and Crew Leaders and lead them in the actions indicated in the script. When you have all the photos you need, the kids will head off with the Loco Motion Games Leader for a few games. Then you'll have until Rocky Wrap-Up (the finale for each day) to download your photos and insert them into the slideshow for that day. Work with the Rocky Wrap-Up Leader to set up a large screen to show the day's slideshows.

Kids and visitors love to watch the fun Spotlight VBS slideshow at the end of each day. Sharing the slideshows during the wrap-up program reminds kids of the amazing things they experienced and learned at Rocky Railway VBS.

Your Role as the Spotlight Photographer

- **Practice ahead of time.** Become familiar with your camera as well as the church's projection system and the computer you'll be using. Take shots of kids at a church event a week before Rocky Railway VBS, and drop the photos into one of the slideshows so you're comfortable with how everything works.
- **Have backup equipment available.** Be prepared! At a field test, we had a few technical glitches with one computer and needed to run the slideshow on another laptop. Also be sure to have an extra camera battery or batteries on hand.
- **Gather the props, and check the schedule.** Look through your Photographer's Script to see how the props will be used. The schedule shows you which group of Crews will be in the photo shoot that day.
- **Check out the photo location.** You'll meet kids in the Loco Motion Games area, and it might be just the right spot to get the shots you need. We've discovered that an uncluttered backdrop or an outdoor setting with natural light works best. You'll also need a place to work on creating your slideshows before Rocky Wrap-Up.
- **Connect with the Loco Motion Games Leader.** Provide a photocopy of the Spotlight scripts to the Loco Motion Games Leader so he or she can help lead all the kids in the group actions while you focus on getting a variety of shots. It might be helpful to check off each action or pose as you shoot so you're sure to get all the specific photos you need. Also check off Crew numbers so you know that you've included each Crew—and child!—during the week.
- **Save special shots for last.** In your script, you'll see some shots marked with asterisks. These are shots that require a specific setting, prop, or actor. When the Loco Motion Games Leader takes kids to do games, select a couple of kids who can stay behind for these special



shots. (For safety's sake, be sure to ask a Crew Leader to stay behind with the kids.)

- **Plan to copy or sync the pictures from your digital camera or smartphone to the computer that will be used to run the Spotlight VBS presentation.** Create individual folders on your computer desktop for each day's photos. You can put the pictures for each day into the appropriate folder to keep them organized from the beginning.

Some Basic Photography Tips

- **If you're using a digital camera or smartphone, use a low-resolution setting.** Photos taken at a high resolution can slow your presentation, or the presentation may not run at all. *The preferred image size is around 300 KB.*
- **Take pictures horizontally.** In the slideshow presentation, you'll want *only* horizontal photos so they fill the screen.
- **Get close.** Whenever possible, take close-up shots without a lot of unnecessary background. That way you can get a nice, tight shot. Kids will love seeing themselves larger than life!
- **Set the tone for a high-energy photo shoot.** Remember to introduce yourself, and be friendly and energetic. Play upbeat songs from the Sing & Play Express Music CD. If you're having fun, kids will have fun, and it will show in every photo.



DO THIS...



...NOT THIS.

Using the Spotlight Files

The Spotlight VBS files are located at group.com/vbsTools. You'll find complete instructions for using Spotlight to create your Rocky Railway slideshows and save the Spotlight files to your computer or flash drive. You don't need internet access to create or show the Spotlight presentations.

It's recommended that you use a PC running Windows 7 or a Mac with OS Leopard or newer to ensure that the large files run correctly. Earlier PC operating systems (Windows XP or Vista) should also work if the most current version of Adobe® Acrobat® Reader (free at <https://acrobat.adobe.com/>) is installed. In some cases, computers with older operating systems may have components (RAM, video card) that aren't powerful enough to allow Spotlight to play smoothly once you insert your photos.

As you open each day's PDF file, click on each page where you're instructed to add a photo. This will open a window, allowing you to select the appropriate photo to insert into the page/slide. If you want to change the photo, just click again and pick a different photo.

STAY ON TRACK !

Be sure to include each child in at least one shot during the week. Spotlight VBS is a unique way to make kids feel special. Kids love seeing themselves up on the screen, and you don't want anyone to feel left out.

STAY ON TRACK !

The audio shown in the photographer's scripts is included in each day's Spotlight files. Each day's presentation has been preset to advance with the audio script linked to the presentation. The instructions give tips on syncing the audio with your slides if any tweaks are necessary.

STAY ON TRACK !

Place a copy of your Day 5 Spotlight VBS presentation on a CD or flash drive (depending on what AV equipment is in the preschool area), and give it to your Little Kids Depot Director. He or she can play the presentation for preschoolers during their Closing Circle time since they're today's Spotlight stars!

Special Spotlight Tips

- **Extract ZIP files.** If you're using one of the ZIP files, be sure to "Extract All" files if your system doesn't automatically extract, and ensure that you're working from the extracted files folder. On most PCs you can right-click on the ZIP file and select "Extract All." Most MACs will automatically extract the files. If the audio isn't playing, double check this "extract" step.
- **The original file name must stay the same.** Please don't rename any of the extracted ZIP files, because they have pointers to other files. *This is very important in making your presentation run smoothly!*
- **Begin again.** If your PDF Spotlight presentation doesn't work properly after inserting images, please begin again with a new Spotlight file rather than trying to use the file that wasn't working properly.

For complete Spotlight instructions, go to the Spotlight section at group.com/vbsTools.

Day 1 Spotlight VBS

Props

- Bibles
- several flashlights



Today's Schedule

Time	GROUP A Crews	GROUP B Crews	GROUP C Crews	GROUP D Crews	Preschool
	Sing & Play Express				Little Kids Depot
	Allow 5 minutes to move to your next station.				
	Bible Adventures	Imagination Station	Loco Motion Games	KidVid™ Cinema	Little Kids Depot
	Allow 5 minutes to move to your next station.				
	Imagination Station	Loco Motion Games	KidVid™ Cinema	Wild Bible Adventures	Little Kids Depot
	Allow 5 minutes to move to your next station.				
	Chew Chew Snacks				
	Allow 5 minutes to move to your next station.				
	Loco Motion Games	KidVid™ Cinema	Bible Adventures	Imagination Station	Little Kids Depot
	Allow 5 minutes to move to your next station.				
	KidVid™ Cinema	Bible Adventures	Imagination Station	Loco Motion Games	Little Kids Depot
	Allow 5 minutes to move to your next station.				
	Rocky Wrap-Up				Little Kids Depot

These kids do Spotlight VBS today.

Welcome Crews

Say: **Hi! My name is [your name], and I'm the Rocky Railway Spotlight VBS photographer. I have a surprise for you! Before you play games today, you get to be the actors—the stars—in a show called Spotlight VBS. I'll take pictures of you doing fun actions and then put them into a slideshow for everyone to see during Rocky Wrap-Up at the end of the day. We want you to be goofy and silly! We want you to have fun! So let's get busy!**

Use the following script to get all the photos you need before sending Crews off with the Loco Motion Games Leader for the remainder of the games rotation. Then select the shots you'll use for the slideshow. Feel free to include lots of kids in shots so no one is left out.



Jesus' Power Helps Us Do Hard Things


Photo or Slide Image #



=Image to Shoot


Audio 

Slide #1



Slide provided

Slide #2




Smiling kids holding up Bibles**

Slide #3



A few kids shading their eyes as if looking far away

Slide #4



Several kids shaking their fists at the camera

Slide #5



Several kids with hands on hips, looking stern

Slide #6



Kids looking shocked

Today we explored a true story from the Bible. The Bible is God's special Word for us!

We traveled back to when the early church was just starting to grow, to a town called Damascus.

There was a man named Saul who didn't like Christians. I mean, he really didn't like Christians!

Saul was kind of a big bully when it came to Christians.

In fact, he wanted to arrest any Christians he found and put them in chains!

**special shot requiring specific prop

Photo or Slide Image #



=Image to Shoot

Audio 


Slide #7



Kids biting their nails and looking scared

A lot of Christians were afraid of Saul.

Slide #8



Boys waving at the camera

One of those Christians who was afraid of Saul was a guy named Ananias.

Slide #9



Kids each cupping a hand to an ear as if listening

Ananias had heard of all the terrible things Saul had been doing.

Slide #10



Kids crouching with hands covering their heads, as if hiding

Ananias wanted to hide from Saul!

Slide #11



Kids pointing to a page in an open Bible**

But God had a different idea! You can read all about it in the book of Acts, chapter 9.

Slide #12



Kids looking surprised and confused

God told Ananias to go to Straight Street where Saul was staying and lay hands on him so Saul could see again. Why would God ask him to do such a hard thing?


**special shot requiring specific prop

Photo or Slide Image #

 =Image to Shoot

Audio 

Slide #13




Kids pointing lit flashlights at the camera**

Slide #14



Kneeling kids looking up with hands over their mouths, as if very surprised

Slide #15



Kids pointing into the distance

Slide #16



Kids with hands covering their eyes

Slide #17



Kids on knees with praying hands

Slide #18



Different kids biting their nails and looking scared

You see, on his way to Damascus, Saul had seen a bright light shine down from heaven.

And he heard a voice saying, “Saul! Saul! Why are you persecuting me?” It was Jesus talking!

Jesus told Saul to go to Damascus and wait.

When Saul got up from the ground, he couldn’t see! He was blind!

His friends led him to the city, where Saul waited and prayed to God.

Meanwhile, Ananias was trying to decide whether to obey God and go help Saul. But Ananias was scared!

**special shot requiring specific prop

Photo or Slide Image #



=Image to Shoot

Audio 


Slide #19



Kids giving each other high-fives

**God was asking him to do a really hard thing!
But we know that JESUS' POWER HELPS US
DO HARD THINGS.**

Slide #20



Happy kids cheering and clapping

So Ananias went to Saul and laid hands on him. Instantly, Saul could see again!


Slide #21



Slide provided

Jesus' power helps us do hard things.

Slide #22



Slide provided

**special shot requiring specific prop



Day 2 Spotlight VBS



Props

- Bible
- sheets of paper
- light cardboard boxes (such as empty cereal boxes)
- rice cakes

Today's Schedule

Time	GROUP B Crews	GROUP C Crews	GROUP D Crews	GROUP A Crews	Preschool
Sing & Play Express					
<i>Allow 5 minutes to move to your next station.</i>					
	Bible Adventures	Imagination Station	Loco Motion Games	KidVid™ Cinema	Little Kids Depot
<i>Allow 5 minutes to move to your next station.</i>					
	Imagination Station	Loco Motion Games	KidVid™ Cinema	Bible Adventures	Little Kids Depot
<i>Allow 5 minutes to move to your next station.</i>					
Chew Chew Snacks					
<i>Allow 5 minutes to move to your next station.</i>					
	Loco Motion Games	KidVid™ Cinema	Bible Adventures	Imagination Station	Little Kids Depot
<i>Allow 5 minutes to move to your next station.</i>					
	KidVid™ Cinema	Bible Adventures	Imagination Station	Loco Motion Games	Little Kids Depot
<i>Allow 5 minutes to move to your next station.</i>					
Rocky Wrap-Up					Little Kids Depot

These kids do Spotlight VBS today.

Welcome Crews

Say: I'm [your name], the Rocky Railway Spotlight VBS photographer. And I have a surprise for you! Before you play games today, you're going to become actors in a show called Spotlight VBS! [Name of Loco Motion Games Leader] and I will have you do some actions that go along with what we're learning from the Bible today. I'll take pictures of you doing those actions and then put them into a slideshow for everyone to see during

Rocky Wrap-Up at the end of the day. We want you to be goofy and silly! We want you to have fun! So let's get busy!

Use the following script to get all the photos you need before sending Crews off with the Loco Motion Games Leader for the remainder of the games rotation.



Jesus' Power Gives Us Hope

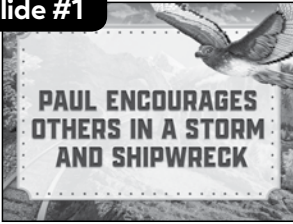
Photo or Slide Image #



=Image to Shoot

Audio

Slide #1




Slide provided

Slide #2




Smiling kids pointing to an open page in a Bible**

Slide #3



Several boys making megaphones with their hands, as if shouting

Slide #4



Kids holding out their wrists as if handcuffed

Slide #5



Kids waving goodbye at the camera

Slide #6



Kids sitting with chins propped on their hands, looking bored

It's time to look at today's totally true Bible story! Are you ready? Let's go!

Yesterday we met a man named Saul. God changed his name to Paul and used him to tell lots of people about Jesus.

But telling people about Jesus got Paul in trouble. In fact, it got him arrested!

Paul was a prisoner on a ship that was sailing for Rome.

It was slow sailing for a while because the wind didn't cooperate.


**special shot requiring specific prop

Photo or Slide Image #

 =Image to Shoot

Audio 

Slide #7



Kids looking concerned

In fact, it was getting late in the season for a ship to be sailing on the open seas. Paul was concerned.


Slide #8



Kids talking in a tight huddle

Paul told the ship's crew that they shouldn't go on—that there would be a shipwreck if they did.

Slide #9



Kids with hands over their ears

But the captain didn't listen. He wanted to keep sailing.

Slide #10



Kids gently waving sheets of paper at each other to create a breeze**

At first, only a light wind started blowing.

Slide #11



More kids furiously waving sheets of paper at each other**

But then the wind got really strong!

Slide #12



Kids pretending to pull in sails on a ship

The crew quickly pulled in the sails, but that didn't help.

**special shot requiring specific prop


Photo or Slide Image #



=Image to Shoot

Audio 


Slide #13



Kids looking upset and pretending to struggle to hold on to a ship's wheel

The wind was so bad that the captain couldn't steer the ship!

Slide #14



Kids tossing boxes in the air**

The storm went on and on! Finally, they started throwing the cargo overboard!


Slide #15



Kids looking surprised and hopeful

Paul called the crew together. He said God had sent an angel to tell him that the ship *would* go down but no one would die. Paul's words gave them hope!

Slide #16



Kids eating rice cakes**

The storm was so bad that no one had eaten in a while. So Paul told them they'd better eat something before the shipwreck.


Slide #17



Kids looking scared and upset

The next morning, the ship ran aground and started to break up!

Slide #18



Kids pretending to frantically swim

Paul told everyone who could swim to jump overboard and swim for shore. Those who couldn't swim held on to planks or boards.

**special shot requiring specific prop


Photo or Slide Image #



=Image to Shoot

Audio

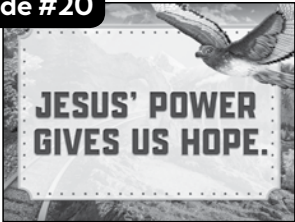
Slide #19



Kids jumping and cheering and giving high-fives

It was just like the angel said—everyone escaped safely to shore!

Slide #20



Slide provided

Remember, Jesus' power gives us hope!

Slide #21



Slide provided

**special shot requiring specific prop



Day 3 Spotlight VBS

Props

- Bibles



Today's Schedule

Time	GROUP C Crews	GROUP D Crews	GROUP A Crews	GROUP B Crews	Preschool
Sing & Play Express					
<i>Allow 5 minutes to move to your next station.</i>					
	Bible Adventures	Imagination Station	Loco Motion Games	KidVid™ Cinema	Little Kids Depot
<i>Allow 5 minutes to move to your next station.</i>					
	Imagination Station	Loco Motion Games	KidVid™ Cinema	Bible Adventures	Little Kids Depot
<i>Allow 5 minutes to move to your next station.</i>					
Chew Chew Snacks					
<i>Allow 5 minutes to move to your next station.</i>					
	Loco Motion Games	KidVid™ Cinema	Bible Adventures	Imagination Station	Little Kids Depot
<i>Allow 5 minutes to move to your next station.</i>					
	KidVid™ Cinema	Bible Adventures	Imagination Station	Loco Motion Games	Little Kids Depot
<i>Allow 5 minutes to move to your next station.</i>					
Rocky Wrap-Up					Little Kids Depot

These kids do Spotlight VBS today.

Welcome Crews

Say: **Today it's your turn to be in the spotlight! Before you play games today, you get to become actors in today's fun Spotlight VBS show.** [Name of Loco Motion Games Leader] **and I will have you do some wacky actions, so follow along with big smiles. We want you to be goofy and silly! We want you to have fun! So let's get busy!**

Use the following script to get all the photos you need before sending Crews off with the Loco Motion Games Leader for the remainder of the games rotation.



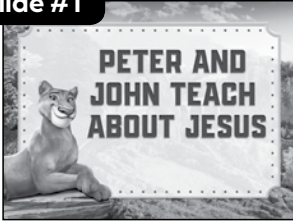
Jesus' Power Helps Us Be Bold

Photo or Slide Image #

=Image to Shoot

Audio

Slide #1



Slide provided

Slide #2



Happy kids pointing to a page in an open Bible**

Slide #3



Side view of kids in a single-file line, walking in place

Slide #4



Solemn kids sitting on the ground

Slide #5



Different solemn kids sitting on ground with hands outstretched

Slide #6



Solemn kids sitting on ground with hands clasped together and raised, as if begging

Are you ready for today's true Bible story? I can't wait to tell you what happened!

We met two men, one named Peter and the other named John. One afternoon they were walking to the Temple for a church service.

As they got near the Temple, a man who had never been able to walk was being carried in and placed beside the Temple gate.

The man who couldn't walk had to beg for money because he couldn't work.

When this man saw Peter and John about to enter the Temple, he asked them for some money. Peter and John stopped and looked at the man.

**special shot requiring specific prop


Photo or Slide Image #



=Image to Shoot

Audio 


Slide #7



Kids pointing toward the ground, as if pointing at a person sitting there

Peter said, “I don’t have any silver or gold for you. But I’ll give you what I have. In the name of Jesus Christ the Nazarene, get up and walk!”

Slide #8



Standing kids helping kids on the ground stand up

Peter took the man by the hand and helped him up.

Slide #9



Kids looking very surprised and happy to be standing

The man’s feet and ankles were instantly healed! He jumped up, stood on his feet, and began to walk! The man began walking, leaping, and praising God!


Slide #10



Excited kids clapping and giving high-fives

When the crowd realized what had happened, they were so surprised!

Slide #11



Kids covering their mouths in surprise and astonishment

Peter said to the crowd, “What is so surprising about this? Through faith in the name of Jesus, this man was healed—and you know he couldn’t walk before.”

Slide #12



Kids looking stern with hands on hips

While Peter and John were telling the crowd about Jesus, they were confronted by the Temple guards and priests.


**special shot requiring specific prop

Photo or Slide Image #

 =Image to Shoot

Audio 

Slide #13




Serious kids with wrists together as if handcuffed

Slide #14



Kids with arms crossed over their chests

Slide #15



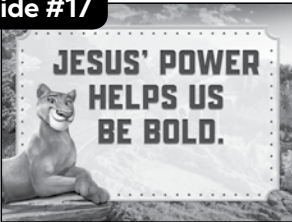
Kids pointing up

Slide #16



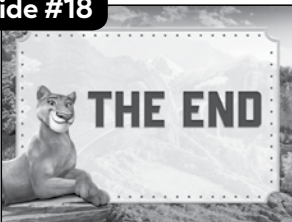
Kids clapping and cheering

Slide #17



Slide provided

Slide #18



Slide provided

They arrested Peter and John and threw them in jail! But many of the people in the crowd now believed in Jesus!

The next day, the leaders brought Peter and John out and asked them how they had healed the man who couldn't walk.

Again, Peter said the man was healed by the powerful name of Jesus! The leaders didn't know what to say.


So Peter and John were freed, and they continued to boldly preach the good news about Jesus!

Remember, Jesus' power helps us be bold.



**special shot requiring specific prop

Day 4 Spotlight VBS



Props

- Bible
- red construction paper hearts

Today's Schedule

Time	GROUP D Crews	GROUP A Crews	GROUP B Crews	GROUP C Crews	Preschool
Sing & Play Express					
<i>Allow 5 minutes to move to your next station.</i>					
	Bible Adventures	Imagination Station	Loco Motion Games	KidVid™ Cinema	Little Kids Depot
<i>Allow 5 minutes to move to your next station.</i>					
	Imagination Station	Loco Motion Games	KidVid™ Cinema	Bible Adventures	Little Kids Depot
<i>Allow 5 minutes to move to your next station.</i>					
Chew Chew Snacks					
<i>Allow 5 minutes to move to your next station.</i>					
	Loco Motion Games	KidVid™ Cinema	Bible Adventures	Imagination Station	Little Kids Depot
<i>Allow 5 minutes to move to your next station.</i>					
	KidVid™ Cinema	Bible Adventures	Imagination Station	Loco Motion Games	Little Kids Depot
<i>Allow 5 minutes to move to your next station.</i>					
Rocky Wrap-Up					Little Kids Depot

These kids do Spotlight VBS today.

Welcome Crews

Say: **Surprise! Today it's your turn to be in the spotlight! Before you play games today, you're going to become actors in today's fun Spotlight VBS show.** [Name of Loco Motion Games Leader] **and I will have you do some wacky actions, so follow along with big smiles. We want you to be goofy and silly! We want you to have fun! So let's get busy!**

Use the following script to get all the photos you need before sending Crews off with the Loco Motion Games Leader for the remainder of the games rotation.



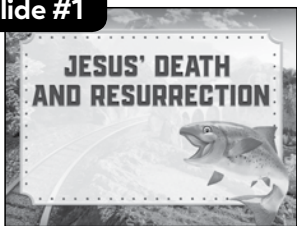
Jesus' Power Lets Us Live Forever

Photo or Slide Image #

=Image to Shoot


Audio

Slide #1



Slide provided

Slide #2



Kids pointing to a passage in an open Bible**

Slide #3



Kids standing with arms crossed over their hearts

Slide #4



Kids holding up paper hearts toward the camera**

Slide #5



Different kids holding paper hearts that have been torn in two**

Slide #6



Kids pointing up

We've learned some amazing things this week about Jesus' power! But today's totally true Bible story is the most important ever!

We learned that God wants a close, personal friendship with each of us.

That's because God made each of us and loves us so much.

But the wrong things we do separate us from God. They hurt our friendship with him.

So God sent his only Son, Jesus, to earth to fix our friendship with God.

**special shot requiring specific prop


Photo or Slide Image #



=Image to Shoot

Audio


Slide #7



Kids looking up with hands over hearts

That's how much God loves us!

Slide #8



Kids pointing at themselves

Jesus never sinned. But he was willing to take the punishment for our sins.

Slide #9



Kids making hearts with curled fingers

That's how much Jesus loves us!

Slide #10



Kids looking gruff with hands on their hips

Jesus allowed himself to be arrested by a group of Roman soldiers.

Slide #11



Slide provided

Jesus allowed himself to be nailed to a wooden cross.

Slide #12



Kids kneeling with heads bowed to the ground

Jesus died on that cross. He died for us. He died to take the punishment for our sins.


**special shot requiring specific prop

Photo or Slide Image #



Audio

Slide #13



Kids each holding up three fingers

Slide #14



Kids looking surprised with hands on their cheeks

Slide #15




Happy kids clapping and cheering

Slide #16



Bigger group of happy kids clapping and cheering

Slide #17



Kids kneeling in prayer

Slide #18



Kids giving each other high-fives

But that wasn't the end of the story. Three days later, something amazing happened.

Jesus rose from the dead!

And Jesus is alive today! He defeated sin and death!

What great news! What amazing news!

When we believe in Jesus, he'll always be with us here on earth.

And someday we can live with him forever in heaven!

**special shot requiring specific prop

Photo or Slide Image #




=Image to Shoot

Audio



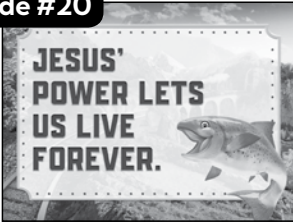
Slide #19



More kids giving each other high-fives

That's something to celebrate!

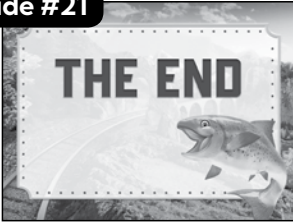
Slide #20



Slide provided

Remember...Jesus' power lets us live forever!

Slide #21



Slide provided

**special shot requiring specific prop



Day 5 Spotlight VBS

Props

Bible Memory Buddies®*

* available from Group Publishing or your Group VBS supplier



Today's Schedule

Time	GROUP A Crews	GROUP B Crews	GROUP C Crews	GROUP D Crews	Preschool
Sing & Play Express					
<i>Allow 5 minutes to move to your next station.</i>					
	Bible Adventures	Imagination Station	Loco Motion Games	KidVid™ Cinema	Little Kids Depot
<i>Allow 5 minutes to move to your next station.</i>					
	Imagination Station	Loco Motion Games	KidVid™ Cinema	Bible Adventures	Little Kids Depot
<i>Allow 5 minutes to move to your next station.</i>					
Chew Chew Snacks					
<i>Allow 5 minutes to move to your next station.</i>					
	Loco Motion Games	KidVid™ Cinema	Bible Adventures	Imagination Station	Little Kids Depot
<i>Allow 5 minutes to move to your next station.</i>					
	KidVid™ Cinema	Bible Adventures	Imagination Station	Loco Motion Games	Little Kids Depot
<i>Allow 5 minutes to move to your next station.</i>					
Rocky Wrap-Up					Little Kids Depot



Preschoolers do Spotlight VBS today!

Heading to Little Kids Depot!

Surprise! Today preschoolers get to take center stage with Spotlight VBS. We've discovered that many preschoolers aren't as easy to direct as older kids, so your shooting script looks a little different. Only a few of the photos are specific; most are very open to simply snapping photos while preschoolers have fun at Rocky Railway VBS.









Plan to take photos of preschoolers during Sing & Play Express and during their activities at Little Kids Depot. Since little ones are easily distracted, stay in the back of the room during Bible Adventures & Missions. The Loco Motion Games Leader won't assist you today.

FIELD TEST FINDING

We learned that it's important to get down on your knees when taking photos of preschoolers. When we took shots at a preschooler's eye level, the shots were captivating and adorable!



"Your Power Will Pull Us Through"

Photo or Slide Image #	 =Image to Shoot	Audio 
Slide #1 	Slide provided	Get ready to sing!
Slide #2 	Preschoolers singing	We trust, we trust, we trust in you, Jesus.
Slide #3 	Preschoolers with Crew Leader	You're all, you're all, you're all that we need.
Slide #4 	Smiling preschoolers	Your power will pull us through.
Slide #5 	Preschoolers talking in Crew	We're trusting in you! We're trusting in you!
Slide #6 	Preschoolers smiling	You give us hope and life that's forever. You make us bold, And we stand together.

**special shot requiring specific prop

Photo or Slide Image #

 =Image to Shoot

Audio 

Slide #7



Preschoolers playing games

Your power will pull us through.


Slide #8



Happy preschoolers

**We're trusting in you!
We're trusting in you!**

Slide #9



Preschoolers talking

**We're off on this journey;
there's no looking back.**

Slide #10



Preschoolers singing

**With Jesus to lead us,
we're on the right track.**

Slide #11



Preschoolers playing during Exploration Stations

Ohh, ohh.

Slide #12



Preschoolers receiving the day's Bible Memory Buddy from Crew Leader**

Wide open spaces for wide open eyes.

**special shot requiring specific prop


Photo or Slide Image #



=Image to Shoot

Audio 


Slide #13



Preschoolers playing during Exploration Stations

We're looking ahead for the next big surprise.


Slide #14



Preschoolers singing

Ohh, ohh.

Slide #15



Preschoolers playing games

**We trust, we trust,
we trust in you, Jesus.**

Slide #16



Preschoolers eating snack**

**You're all, you're all,
you're all that we need.**

Slide #17



Preschoolers traveling

Your power will pull us through.

Slide #18



Preschoolers talking in Crew

**We're trusting in you!
We're trusting in you!**


**special shot requiring specific prop

Photo or Slide Image #

 =Image to Shoot

Audio 

Slide #19




Preschoolers during
Craft & Play

Slide #20



Preschoolers during Bible
Adventures & Missions

Slide #21



Preschoolers during
Craft & Play

Slide #22



Happy preschoolers
having fun

Slide #23



Preschoolers hugging a
Crew Leader

Slide #24



Preschoolers singing

You give us hope and life that's forever.

**You make us bold,
And we stand together.**

Your power will pull us through.

**We're trusting in you!
We're trusting in you!**

Wide open spaces for wide open eyes.

We're looking ahead for the next big surprise.

**special shot requiring specific prop


Photo or Slide Image #



=Image to Shoot

Audio 

Slide #25



Preschoolers hugging

Ohh, ohh.

Slide #26



Preschoolers talking

**We trust, we trust,
we trust in you, Jesus.**


Slide #27



Preschoolers talking to
Crew Leader

**You're all, you're all,
you're all that we need.**

Slide #28



Preschoolers playing
games

Your power will pull us through.

Slide #29



Happy preschoolers

**We're trusting in you!
We're trusting in you!**

Slide #30



Close-up of a smiling
preschooler's face

You give us hope and life that's forever.


**special shot requiring specific prop

Photo or Slide Image #

 =Image to Shoot

Audio 

Slide #31



Preschoolers having fun

**You make us bold,
And we stand together.**


Slide #32



Preschoolers praying

**Your power will pull us through.
We're trusting in you!
We're trusting in you!**

Slide #33



Preschoolers holding hands

**Your power will pull us through.
We're trusting in you!
We're trusting in you!**

Slide #34



Preschoolers playing

**We're trusting in you!
We're trusting in you!
We're trusting in you!**

Slide #35



Slide provided

Jesus' power helps us be good friends.

Slide #36



Slide provided

**special shot requiring specific prop

SPOTLIGHT™ VBS

DAY 1



Jesus' power helps us do hard things.

DAY 2



Jesus' power gives us hope.

DAY 3



Jesus' power helps us be bold.

DAY 4



Jesus' power lets us live forever.

DAY 5



Jesus' power helps us be good friends.

Questions:




group.com/RockyRailway



800-447-1070

Follow Group VBS on:



The Easy VBS®
group.com/vbs

Group
Real. Bold. Love.

978-1-4707-6074-8



9 781470 760748

VBS Programming