



START
the
PARTY

SMALL GROUP
ELEMENTARY
VBS 2024

**GETTING
STARTED**

Small Group time is meant to be with a group of similar-age peers that gather with a consistent leader throughout the week. The activities are designed to review each day's Bible story, help kids apply each day's Bottom Line, introduce and review the Memory Verse, and include a time of prayer. Small Group time is an important VBS rotation as it helps kids interact and talk about what they've been learning about each day. We like to say the Bible story isn't over until the kids know what to do with it. Small Group is meant to move kids to action. You can think of it as an opportunity for discipleship for your VBS week.

NOTE: Things like Bible Navigation and Salvation Conversations are written into the Small Group plans. See the Special Needs adaptations for any groups that include children with disabilities.

MADE TO EXPLORE

an activity that extends learning through hands on experimentation and discovery



1. STORY IMPRESSIONS

[TALK ABOUT GOD | BIBLE STORY REVIEW]

WHAT YOU NEED: Prepared sensory boards, Bible, and "Story Impressions" Activity Page

WHAT YOU DO:

- Form groups of four or fewer kids, and give each group one of the prepared sensory boards.
- Ask kids to sit around the sensory board so that each kid has a corner of the board to draw on.
- Read part of today's story from the Bible and then pause and hold up a picture to see if the kids think they know how that picture relates to the part of the story you just read.
- After kids have shared how the picture connects with the story, instruct them to use their finger to draw the same picture on their corner of the board.
- Repeat for each verse listed below.
- *NOTE: For simplicity's sake, change references for "Levi" to "Matthew," or remind kids he was known by both names.*
 - Luke 5:27 (dollar sign; Matthew collected tax money from the people)
 - Luke 5:28 (arrow; Matthew followed Jesus)
 - Luke 5:29 (house; Matthew threw a party for Jesus at his house)
 - Luke 5:30 (disgruntled face; the religious leaders didn't like that Jesus was friends with a tax collector)
 - Luke 5:31-32 (heart; Jesus loves all people and came to help everyone)
- After the review, guide kids to draw on their sensory boards in response to the following statements:
 - Write the first letter of your name because Jesus loves you.
 - Draw a triangle for a party hat because Jesus is a good reason to celebrate.
 - Make a smiley face because Jesus wants you to follow Him.
 - Draw a heart because you can celebrate Jesus by loving God and loving others.
 - Draw a cross because we can choose to believe and follow Jesus.

TODAY'S BIBLE STORY

Matthew's Party

Luke 5:27-32

(Sometimes called Levi)

TODAY'S BOTTOM LINE

Jesus is a good reason to have a party.

KEY QUESTION

What is your favorite type of party?

MEMORY VERSE

"You always show me the path that leads to life. You will fill me with joy when I am with you."

Acts 2:28, NIV

BASIC TRUTH

I can trust God no matter what.

WHAT YOU SAY:

"Jesus knew that Matthew had messed up and not treated others fairly. Matthew must have felt like he didn't deserve Jesus' love. How many of you have also messed up before and treated others unfairly? (*Raise your hand and invite kids to raise theirs.*) Everyone messes up—or sins—sometimes. Just like Matthew and his friends, we've all done wrong things, but that never stops Jesus from loving us. Jesus came to show us the right way to live. He came to help us. That's why Matthew threw a party—because Jesus invited him to be one of His followers. Anyone who believes in Jesus can be forgiven. That's why **Jesus is a good reason to have a party.**"

***Please note that Matthew and Levi are the same person. He is sometimes referred to as Levi in scripture and sometimes called Matthew. Either name that is being used is referring to the tax collector that Jesus called to be one of his disciples.**

MADE TO CREATE

an activity that explores spiritual ideas through the process of drawing, building, and designing



2. TEN-LAYER CUP CAKE

[LIVE FOR GOD | APPLICATION ACTIVITY]

WHAT YOU NEED: Paper plates, cups, and markers or crayons

WHAT YOU DO:

- Give each kid a paper plate.
- Set out the markers or crayons.
- Help kids write "Jesus Loves Me" on the front of their paper plate and their name on the back.
- Invite kids to decorate their paper plate however they want. If they need ideas, suggest stars, dots, hearts, swirls, or other designs.
 - If you have less than 10 kids, decorate the remaining plates yourself or give some kids more than one plate to decorate.
- When kids finish decorating, challenge them to work together to build a tall "cake" with different layers using their decorated plates and the cups.
- Explain that they will take turns naming one way Jesus shows His love to them and then place a cup on top of their plate. As each kid takes a turn, they will carefully set their plate and cup on top of the previous one to make the "cake" taller and taller.
- Help kids come up with ways they recognize Jesus' love. For example:
 - good food to eat
 - friends and family to enjoy
 - feeling better after getting sick or hurt
 - toys to play with
 - music and songs to sing
 - church to learn more about Jesus
 - the Bible so we can know Jesus better
 - Jesus is with us when we feel alone or scared.
 - Jesus protects us from danger.
 - Jesus makes sunshine, lakes, flowers, mountains, and a beautiful world to enjoy.
- Set plates aside for kids to take home later, if desired.

TODAY'S BIBLE STORY

Matthew's Party

Luke 5:27-32

TODAY'S BOTTOM LINE

Jesus is a good reason to have a party.

KEY QUESTION

What is your favorite type of party?

MEMORY VERSE

"You always show me the path that leads to life. You will fill me with joy when I am with you."

Acts 2:28, NIV

BASIC TRUTH

I can trust God no matter what.

WHAT YOU SAY:

"When we think of all the ways Jesus shows His love to us, it's easy to see why **Jesus is a good reason to have a party**. Like Matthew in today's story, you and I are invited to follow Jesus too! When we follow Jesus' example, we can have joy and always have a reason to celebrate because of how much Jesus loves us." **[Make it Personal] (Share a way you recently saw God's love expressed to you in a special way.)**

MADE TO CONNECT

an activity that invites kids to share with others and build on their understanding



3. FILLED TO THE BRIM

[HEAR FROM GOD | MEMORY VERSE ACTIVITY]

WHAT YOU NEED: Bible, cotton balls, water, paper cups, and paper towels

WHAT YOU DO:

- Hand the Bible to one of the kids, and invite them to open it to the marked section.
- Read Acts 2:28 to the group.
- Read it again; pause as you read and invite the kids to repeat phrases after you.
- Invite kids to “fill up” with joy as they say the verse together. Tell them to crouch down as they repeat the first part of the verse with you and gradually stand and stretch tall as you reach the end of the verse.
- Ask:
 - What does it look like when someone is “filled with joy”?
 - When you think about Jesus, what makes you the most excited and joyful?
- Form teams of three or four kids.
- Place a paper cup on top of a paper towel in front of each team.
- Fill each cup nearly to the top with water.
- Point out that the cups are very full. Ask kids how many cotton balls they think will fit into the cup before it begins to overflow.
- Give each team 10 cotton balls.
- Challenge teams to see how many cotton balls their cup will hold without any water spilling over.
- Kids should take turns slowly adding one cotton ball at a time to their team’s cup, allowing the cotton ball to absorb fully before adding another.
- If they can get all 10 cotton balls in the cup, provide a few additional ones, and let them keep going.

TODAY’S BIBLE STORY

Matthew’s Party

Luke 5:27-32

TODAY’S BOTTOM LINE

Jesus is a good reason to have a party.

KEY QUESTION

What is your favorite type of party?

MEMORY VERSE

“You always show me the path that leads to life. You will fill me with joy when I am with you.”

Acts 2:28, NIV

BASIC TRUTH

I can trust God no matter what.

WHAT YOU SAY:

“Those cups of water were FILLED, weren’t they? Were you surprised at how many cotton balls fit into your cup even though it was already full? That’s how it is with the joy that comes from Jesus. Jesus fills us up with joy when we remember how much He loves and cares for us. Then, He adds more joy by giving us sunshine, good food, friends, and family. His love keeps filling us with joy, just like the water and cotton balls in your cup. Even when things don’t go our way, we can still have joy because we know Jesus is always with us and will help us. That’s why **Jesus is a good reason to have a party.**”

MADE TO REFLECT

an activity that creates space for personal understanding and application



4. PRAY

[PRAY TO GOD | PRAYER ACTIVITY]

WHAT YOU NEED: "Start the Party Prayer Time Keychains" (main piece and Start the Party add-on), "Start the Party" Activity Page, inkpad, handwipes, prepared yarn or string, hole punch, permanent marker, and sandwich bags;
Optional: magnifying glasses

TODAY'S BIBLE STORY

Matthew's Party
Luke 5:27-32

TODAY'S BOTTOM LINE

Jesus is a good reason to have a party.

KEY QUESTION

What is your favorite type of party?

MEMORY VERSE

"You always show me the path that leads to life. You will fill me with joy when I am with you."
Acts 2:28, NIV

BASIC TRUTH

I can trust God no matter what.

WHAT YOU DO:

- Give each kid a card from the "Start the Party" Activity Page.
- Assist kids in pressing one finger onto the inkpad and making a fingerprint on their card.
- Use the hand wipes to clean up.
- Invite kids to examine one another's fingerprints to find similarities and differences in the lines and swirls. (*Optional: provide magnifying glasses to give kids a closer look.*)
- While kids are looking at each other's fingerprints, thread and tie a loop of yarn or string through the hole in their card.
- Give each kid the main part of a "Start the Party Prayer Time Keychain" along with today's Start the Party add-on. (If you're not purchasing the keychains, you can simply use the "Start the Party" Activity Page as described.)
- Point out the Start the Party logo on their keychain and on their Activity Page. As you help kids attach the add-on to the main piece, explain they will be given a different part of the key chain each day to remind them to pray about something whenever they see it.

WHAT YOU SAY:

"Did you know that every person has a fingerprint that is only theirs? No one else has the same fingerprint as you. God made you special in many ways. Our fingerprints might be different, but one thing we ALL have in common is that Jesus loves us. Jesus invites us to believe and follow Him. When we do, He helps us live a life full of joy. That's something to celebrate. If you agree, shout out, '**Jesus is a good reason to have a party!**' (*Pause for kids to shout.*)"

"Let's celebrate Jesus right now by thanking Him for the way He loves us. When I say, 'amen,' raise your keychain (or Activity Page) in the air and shout, 'Start the party!'"

"Dear God, thank You for loving each of us so very much. We sometimes mess up and don't do the right thing, but You keep loving us anyway. Thank You for sending Jesus to help us see how You want us to live and treat others. We celebrate You and love You. Amen. (*Pause as kids raise keychains or Activity Pages.*) Start the party!"

NOTE: Place each kid's keychain and Activity Page in a sandwich bag. Write their name on the bag with a permanent marker. Collect each bag and set aside for the next day.

(4. PRAY, CONTINUED)

TRAVEL TIME

As you travel to the next track, use the following questions to keep the conversation going and to keep kids thinking about what they're learning!

- If you could throw a joy party for Jesus, what would you do to celebrate?
- What have you learned about Jesus so far today?

GETTING READY

HERE'S EVERYTHING YOU NEED TO KNOW

GROUPS: CREATING A SAFE PLACE TO CONNECT

Prepare ahead of time for Small Group Rotation for VBS:

1. STORY IMPRESSIONS

[TALK ABOUT GOD | BIBLE STORY REVIEW]

Made to Explore: an activity that extends learning through hands on experimentation and discovery

WHAT YOU NEED:

- Bibles; one for each small group
- Zip-top bags (large, two-gallon capacity); one for every four kids
- Duct tape
- Foam board or cardboard
- Hair gel or confetti frosting; two cups for every four kids
- *Optional: glitter or food coloring*
- Print "Story Impressions" Activity Page on cardstock, one for each Small Group.
- Prepare one large sensory board for every four kids by following the steps below. (For a smaller group, consider making one smaller board—sandwich bag size—for each kid or a one-quart bag for every two kids.)
 - Cut the foam board slightly larger than the size of your bag.
 - Use the duct tape to attach the bag to the foam board on three sides, leaving the top of the bag open.
 - Squeeze enough hair gel or frosting into the bag to thickly coat the inside. If using clear hair gel, consider adding a few drops of food coloring or glitter.
 - Close the bag almost completely and gently move any air bubbles from the bag before fully closing it.
 - Attach a final row of duct tape over the top edge of the bag.

2. TEN-LAYER CUP CAKE

[LIVE FOR GOD | APPLICATION ACTIVITY]

Made to Create: an activity that explores spiritual ideas through the process of drawing, building, and designing

WHAT YOU NEED:

- Paper plates; 10 for each small group
- Disposable cups; 10 for each small group
- Markers or crayons

3. FILLED TO THE BRIM

[HEAR FROM GOD | MEMORY VERSE ACTIVITY]

Made to Connect: an activity that invites kids to share with others and build on their understanding

WHAT YOU NEED:

- Bible marked at Acts 2:28
- Cotton balls; 10 for every 3-4 kids
- Paper cups; one for every 3-4 kids
- Water; enough to fill each cup
- Paper towels

4. PRAY

[PRAY TO GOD | PRAYER ACTIVITY]

Made to Reflect: an activity that creates space for personal processing and application

WHAT YOU NEED:

- "Start the Party Prayer Time Keychains" (main piece and Start the Party add-on)
- Print "Start the Party" Activity Page on cardstock. Cut out and hole punch one card for each kid.
- Inkpad; one for each small group
- Handwipes
- Yarn or string cut into 10-inch pieces; one for each kid
- Sandwich bags; one for each kid
- Permanent marker
- *Optional: several magnifying glasses*

NOTE: Kids will be adding to the "Start the Party Prayer Time Keychains" each day. Be prepared to pass out, collect, and store their keychains in a sandwich bag with their name on it each day.

*Please note that Matthew and Levi are the same person. He is sometimes referred to as Levi in scripture and sometimes called Matthew. Either name that is being used is referring to the tax collector that Jesus called to be one of his disciples.



What to Do:

Print one copy on cardstock for each Small Group.

"Story Impressions" Activity Page

VBS, DAY 1, K-1

©2023 The reThink Group, Inc. All rights reserved.




What to Do:

Print one copy on cardstock for each Small Group.

"Story Impressions" Activity Page

VBS, DAY 1, K-1

©2023 The reThink Group, Inc. All rights reserved.



What to Do:

Print one copy on cardstock for each Small Group.

"Story Impressions" Activity Page

VBS, DAY 1, K-1

©2023 The reThink Group, Inc. All rights reserved.




What to Do:

Print one copy on cardstock for each Small Group.

"Story Impressions" Activity Page

VBS, DAY 1, K-1

©2023 The reThink Group, Inc. All rights reserved.



What to Do:

Print one copy on cardstock for each Small Group.

"Story Impressions" Activity Page

VBS, DAY 1, K-1

©2023 The reThink Group, Inc. All rights reserved.




START
the
PARTY




**Jesus is a good reason
to have a party.**




START
the
PARTY




**Jesus is a good reason
to have a party.**




START
the
PARTY




**Jesus is a good reason
to have a party.**




START
the
PARTY




**Jesus is a good reason
to have a party.**

What to Do:

Print on cardstock and cut apart. Punch a hole in each card.
Provide one card for each kid.

MADE TO IMAGINE

an activity that promotes empathy and facilitates biblical application through role-play and reenactment



1. PUNCH BOX REVIEW

[TALK ABOUT GOD | BIBLE STORY REVIEW]

WHAT YOU NEED: Bible, "Punch Box Review Questions" Activity Page, and prepared box of cups

WHAT YOU DO:

- Hold up the Bible as you remind kids today's story is found in the book of Matthew.
- Remind the kids it's a true story about a time when Jesus helped people understand that EVERYONE should be invited to follow Him.
- Set out the prepared box of cups containing the review questions and small prizes.
- Tell kids that inside each cup is a gift and slip of paper with a question about today's Bible story.
- Explain that they will take turns choosing a cup, punching through the tissue paper, and removing the slip of paper.
- Read the question from the "Punch Box Review Questions" Activity Page to each kid during their turn.
- After kids answer the question, they can take the prize.
- NOTE: If you have less than 10 kids, allow kids to take another turn. If you have more than 10 kids, invite kids to work together in pairs.

TODAY'S BIBLE STORY

**Jesus' Parable of
the Wedding Feast**
Matthew 22:1-14

TODAY'S BOTTOM LINE

Everyone is invited to the party.

KEY QUESTION

How does it feel to be invited?

MEMORY VERSE

**"You always show me the path
that leads to life. You will fill me
with joy when I am with you."**

Acts 2:28, NIV

BASIC TRUTH

**I should treat others the way
I want to be treated.**

Review Questions and possible answers:

1. What kind of special party did Jesus talk about in the story He told? (*wedding feast*)
2. Who has God invited to be part of His family? (*everyone*)
3. Who does Jesus want us to tell about Him? (*friends, family, anyone we know*)
4. Who did the religious leaders think were invited into God's family? (*only people like them, not everyone*)
5. How has God shown His love for us? (*sent Jesus, cares and provides for us*)
6. Who does God love? (*everyone*)
7. What is the name of the special book that tells us about Jesus? (*Bible*)
8. In the story Jesus told, what were the servants inviting people to? (*a wedding feast or dinner*)
9. Who should we show God's love to? (*everyone*)
10. Who is important to God? (*everyone*)

WHAT YOU SAY:

"When Jesus told the story about the king inviting anyone he could find to come to the wedding feast, He was helping us understand that **everyone is invited to the party**—the VERY BEST party where knowing Jesus is the reason we celebrate. Jesus wants people to know that God's love is for everyone. **[Make It Personal]** (**Tell kids about a time someone helped you feel included or valuable by treating you kindly or inviting you to join them in some way.**) When we choose to follow Jesus, our words and the way we act can show people the joy we have because Jesus makes our lives better!"

MADE TO MOVE

an activity that increases the oxygen in the brain and taps into the energy in the body



2. WILL YOU COME TO MY PARTY?

[LIVE FOR GOD | APPLICATION ACTIVITY]

WHAT YOU NEED: Party hats and inflated balloon or other party favor

WHAT YOU DO:

- Form two teams and have them sit facing each other about 6-10 feet apart.
- Place the three party hats on the floor in between both teams.
- Ask all the kids to turn around as you place the balloon (or other party-related item) under one of the hats.
- Direct kids to turn back around.
- Choose a kid from one team to point to someone on the other team and say, "Will you come to my party?"
- Tell the kid invited to look under one of the hats.
 - If it contains the balloon, they will say, "Yes, I will!" and then move to the other team.
 - If the hat does not contain the balloon, they will say, "Not this time," and sit back down.
- Instruct kids to once again turn around as you place the balloon (or other item) under another hat.
- Choose a kid from the opposite team to point and invite in the same way.
- Encourage kids to choose someone who has not yet moved teams. If needed, explain the goal is to get everyone over to one side.
- Continue to alternate teams and play until everyone is on the same team.

TODAY'S BIBLE STORY

**Jesus' Parable of
the Wedding Feast**
Matthew 22:1-14

TODAY'S BOTTOM LINE

Everyone is invited to the party.

KEY QUESTION

How does it feel to be invited?

MEMORY VERSE

**"You always show me the path
that leads to life. You will fill me
with joy when I am with you."**

Acts 2:28, NIV

BASIC TRUTH

**I should treat others the way
I want to be treated.**

WHAT YOU SAY:

"Great job inviting everyone to the party! This was a fun game, but we really can invite people to follow Jesus and celebrate God's love every day. Remember, **everyone is invited to the party**. You can tell others all about Jesus, invite them to VBS, or ask them to come with you to church. You can be a good friend and include others when you play and treat others with kindness. When we realize how following Jesus gives us joy, we'll want to invite everyone to feel the same!"

MADE TO PLAY

an activity that encourages learning through following guidelines and working as a group



3. FIRST ONE TO THE PARTY

[HEAR FROM GOD | MEMORY VERSE ACTIVITY]

WHAT YOU NEED: Bible and gift bows or party favors

WHAT YOU DO:

- Read Acts: 2:28 from the Bible to the kids. Practice saying it together a few times.
- Ask kids to pair up and sit facing each other. (Create one group of three if uneven.)
- Place a gift bow or party favor on the floor between each pair.
- Tell kids to listen carefully as you read the memory verse. As soon as they hear a word that does not belong in the verse, they should quickly grab the bow before their partner.
- Begin reading the verse, but replace one of the words with PARTY.
- Repeat the game several times replacing different words in the verse with the word PARTY or other party related word such as cake, balloon, gift, etc.

TODAY'S BIBLE STORY

**Jesus' Parable of
the Wedding Feast**
Matthew 22:1-14

TODAY'S BOTTOM LINE

Everyone is invited to the party.

KEY QUESTION

How does it feel to be invited?

MEMORY VERSE

**"You always show me the path
that leads to life. You will fill me
with joy when I am with you."**

Acts 2:28, NIV

BASIC TRUTH

**I should treat others the way
I want to be treated.**

WHAT YOU SAY:

"Good listening, friends! You were quick to notice when I slipped the wrong word into our memory verse. Just like you knew the right and wrong words in our verse, we can learn from Jesus what's right and wrong to do or say. Our memory verse helps us remember that God always points us in the right direction. God fills us with joy the more we learn about who God is and how we can treat others the way Jesus would. That's why God wants everyone to follow Jesus. We can celebrate that God shows us how to live. We can do our part to let others know that **everyone is invited to the party!**"

MADE TO REFLECT

an activity that creates space for personal understanding and application



4. PRAY

[PRAY TO GOD | PRAYER ACTIVITY]

WHAT YOU NEED: "Start the Party Prayer Time Keychains" from previous day, smiley face add-on piece, "Smiley Face" Activity Page, crayons or thin washable markers, and yarn or string

TODAY'S BIBLE STORY

Jesus' Parable of the Wedding Feast
Matthew 22:1-14

TODAY'S BOTTOM LINE

Everyone is invited to the party.

KEY QUESTION

How does it feel to be invited?

MEMORY VERSE

"You always show me the path that leads to life. You will fill me with joy when I am with you."
Acts 2:28, NIV

BASIC TRUTH

I should treat others the way I want to be treated.

WHAT YOU DO:

- Give each kid a smiley face cutout from the "Smiley Face" Activity Page.
- Set out the crayons or washable markers.
- Invite kids to neatly write their initials in small letters on the back each other's smiley face. (Assist as needed.)
- Help kids thread and tie a loop of yarn or string through the hole in the card.
- Give each kid their sandwich bag from the previous day containing their "Start the Party Prayer Time Keychains." Give each kid today's smiley face add-on. Help them attach it. (If you're not purchasing the keychains, you can simply use the "Start the Party" Activity Page as described.)
- Point out the smiley face symbol as a reminder to tell others about Jesus because **everyone is invited to the party**.
- Bring kids together to sit in a circle as you close in prayer.

WHAT YOU SAY:

"Just like we wrote down everyone's initials, remember that **everyone is invited to the party**. Let's make sure EVERYONE is prayed for. I'll give some clues. If that clue is about you, hold up your keychain (or Activity Page) and stand up. I'll keep giving clues until EVERYONE is standing. (Name categories such as the ones below or others more specific to your group. When everyone is standing, invite kids to quietly listen as you pray.)

"Stand if:

- your name has an "E" in it.
- your birthday was or is this month.
- you have ever been to a pool party.
- you are wearing shoes with laces.

"Dear God, it makes us happy to know that You love us. Help us look for others we can show Your love to. Whenever we see a smiley face, remind us that You are with us every day and will help us follow You. Thank you for the joy we feel when we follow Jesus. We love You. Amen."

NOTE: Return each kid's keychain and Activity Page to the sandwich bag with their name on it (or create one for those recently joined the group.) Collect each bag and set aside for the next day.

TRAVEL TIME

As you travel to the next track, use the following questions to keep the conversation going and to keep kids thinking about what they're learning!

(4. PRAY, CONTINUED)

- Have you ever been to a wedding dinner? Tell me about it. What did you like and dislike about it?
- What's the best party you've ever been invited to?

GETTING READY

HERE'S EVERYTHING YOU NEED TO KNOW

GROUPS: CREATING A SAFE PLACE TO CONNECT

Prepare ahead of time for Small Group Rotation for VBS:

1. PUNCH BOX REVIEW

[TALK ABOUT GOD | BIBLE STORY REVIEW]

Made to Imagine: an activity that promotes empathy and facilitates biblical application through role-play and reenactment

WHAT YOU NEED:

- Bible
- Tissue paper in any color(s); 10-20 sheets for each small group
- Rubber bands; 10 for each small group
- Large plastic cups; 10 for each small group
- Individually wrapped candy or other small prizes; one or two for each kid
- Boxes or bins (that can hold 10 cups); one for each small group
- Print and cut apart "Punch Box Review Questions" Activity Page; one for each small group
- Prepare a "punch box" by filling each cup with one or two prizes and one slip of paper from the "Review Questions" Activity Page. Place one or two layers of tissue paper over the top of each cup. Secure with a rubber band. Place the prepared 10 cups right-side up in the box or bin.

2. WILL YOU COME TO MY PARTY?

[LIVE FOR GOD | APPLICATION ACTIVITY]

Made to Move: an activity that increases the oxygen in the brain and taps into the energy in the body

WHAT YOU NEED:

- Party hats; three for each small group
- Tiny, inflated balloons or other party favors that will fit under the party hat; one for each small group

3. FIRST ONE TO THE PARTY

[HEAR FROM GOD | MEMORY VERSE ACTIVITY]

Made to Play: an activity that encourages learning through following guidelines and working as a group

WHAT YOU NEED:

- Bible
- Gift bows or party favors; one for each pair of kids

4. PRAY

[PRAY TO GOD | PRAYER ACTIVITY]

Made to Reflect: an activity that creates space for personal processing and application

WHAT YOU NEED:

- "Start the Party Prayer Time Keychains" (from previous day and smiley face add-on)
- "Smiley Face" Activity Page: Print on cardstock. Cut out and hole punch one card for each kid.
- Crayons or thin washable markers
- Yarn or string cut into 10-inch pieces; one for each kid

NOTE: Kids will be adding to the "Start the Party Prayer Time Keychains" each day. Be prepared to pass out, collect, and store their keychains in a sandwich bag with their name on it each day.

What kind of special party did Jesus talk about in the story He told?

Who has God invited to be part of His family?

Who does Jesus want us to tell about Him?

Who did the religious leaders think were the only ones invited into God's family?

How has God shown His love for us?

Who does God love?

What is the name of the book that tells us about Jesus?

In the story Jesus told, what were the servants inviting people to come to?

Who should we show the love of God to?

Who is important to God?

What to Do:

Print and cut apart. Provide one copy for each small group.



**Everyone is invited
to the party.**



**Everyone is invited
to the party.**



**Everyone is invited
to the party.**



**Everyone is invited
to the party.**

What to Do:

Print on cardstock and cut apart. Punch a hole in each card.
Provide one card for each kid.

MADE TO IMAGINE

an activity that promotes empathy and facilitates biblical application through role-play and reenactment



1. STORY SOUNDS

[TALK ABOUT GOD | BIBLE STORY REVIEW]

WHAT YOU NEED: "Character Statements" Activity Page, bag of coins, party horn or other noise maker, and toy pig

WHAT YOU DO:

- Choose three kids to be the "Sound Makers" and ask them to sit side-by-side facing the group.
- Explain that each Sound Maker will represent someone from today's Bible story using a prop and a sound. (Demonstrate the following sounds as you explain each character, but don't hand out the props yet.)
 - Son: sound of coins jingling
 - Father: sound of the party noise maker
 - Pig: sound of a grunt, snort, or squeal
- Quietly give each Sound Maker one of the props (toy pig, bag of coins, noise maker) and instruct them to keep them silent until your signal.
- Read the first statement from the "Character Statements" Activity Page, but ask kids to keep their answers to themselves.
- Choose another kid to stand with their back turned toward the Sound Makers with their eyes closed.
- Read the statement again and cue the Sound Makers to begin making their sounds all at the same time.
- After a few seconds, direct the Sound Makers to stop, place their props and hands behind their back, and remain silent.
- Challenge the kid with their back turned to open their eyes, turn around, and:
 - First, name the character the statement referred to.
 - Second, point to the kid they think was making the sound that corresponds with that character.
 - Give kids the chance to guess again as needed.
- Choose different Sound Makers after each round until everyone has gotten a turn.
- Choose different kids to answer a question in each round.
- Repeat until all the statements have been read.
- Ask kids if they remember any other characters from the story besides the father, younger son, and pig. (*Lead kids to remember the older brother in the story.*)
- Ask kids if they remember why the older brother did not want to come to the party. (*He didn't think the younger son deserved it because of all the bad things he'd done. He was jealous. He felt he deserved a party because he hadn't messed up as much as his brother.*)

TODAY'S BIBLE STORY

**Jesus' Parable of
the Lost Son**
Luke 15:11-32

TODAY'S BOTTOM LINE

Celebrate the good news.

KEY QUESTION

**What's the best news
you've ever heard?**

MEMORY VERSE

**"You always show me the path
that leads to life. You will fill me
with joy when I am with you."**
Acts 2:28, NIV

BASIC TRUTH

I can trust God no matter what.

WHAT YOU SAY:

"Like the younger son, all of us have messed up. Like the father, Jesus loves us no matter what. This is such good news! Jesus came to be our Savior. On the cross, He made a way for us to be forgiven for our sins. All of us have messed up. But because of what Jesus did for us, God will always welcome us home like the father did in the story.

(1. STORY SOUNDS, CONTINUED)

"We can **celebrate the good news** that YOU can decide to follow Jesus. It's the best decision you could ever make! There are people who can help you understand what it means to trust Jesus and follow Him with your whole life!"

MADE TO MOVE

an activity that increases the oxygen in the brain and taps into the energy in the body



2. BRING ON THE BALLOONS

[LIVE FOR GOD | APPLICATION ACTIVITY]

WHAT YOU NEED: Prepared balloons; *Optional:* "Response Card" Activity Page and crayons or markers

WHAT YOU DO:

- Direct kids to form a large circle.
- Give each kid an inflated balloon of any color.
- Instruct kids to turn around so they are still in a circle but with their backs to the center.
- Explain that you will call out a color. The kid(s) with balloons in that color turn around, take two steps into the circle, then toss the balloons in the air, working together to keep them off the floor.
- Continue by calling another balloon color then prompting those kids to turn around, step forward, and toss their balloons into the mix.
- Continue to call colors until everyone has joined in and all the kids are working together to keep the balloons in the air.
- If time allows, redistribute the balloons, and play again.
- When done, collect the balloons and set them aside.
- Invite kids to sit down in the circle.

TODAY'S BIBLE STORY

Jesus' Parable of the Lost Son

Luke 15:11-32

TODAY'S BOTTOM LINE

Celebrate the good news.

KEY QUESTION

What's the best news
you've ever heard?

MEMORY VERSE

"You always show me the path
that leads to life. You will fill me
with joy when I am with you."

Acts 2:28, NIV

BASIC TRUTH

I can trust God no matter what.

WHAT YOU SAY:

"One by one all the balloons joined the circle. That's how it works with us too. God wants each of us to join the party—HIS party—where we **celebrate the good news** of what Jesus has done for us. God knows we mess up, and even though it may seem like some mess up more than others, the truth is, we ALL sin. Thankfully the story doesn't end there. Like the father in today's Bible story, God continues to love us and waits for us to come to Him and be forgiven. So, when you feel like you've messed up, remember the good news that God will forgive you if you ask and help you do better next time. And, when you feel like other kids don't deserve a party because of what they've done, remember the good news of what Jesus did is for all of us, which means it's not just good news, it's the best news ever!"

- *Optional: If using the "Response Card" Activity Page:*
 - Use the discussion above to talk about how God loves us and gave Jesus for us. Talk about how Jesus lived a perfect life and died so we could have a relationship with God that lasts forever.
 - Give each kid a card from the "Response Card" Activity Page.
 - Read through and explain each statement on the card.
 - Set out the crayons or markers.
 - As you read through each statement again, invite kids to color in the symbols if it matches how they feel. Don't pressure kids to color in any symbols. They can also simply color in some of the other artwork on the page.
 - Write kids' names on the back of their cards and be sure to set aside to send home.

(2. BRING ON THE BALLOONS, CONTINUED)

Note: For kids who have questions or seem ready to take a step of faith, follow your church's plan and policy about introducing kids to salvation. If you know a kid's parents are believers and would want to be part of the moment when their child takes a step of faith, be sure to follow up with that family and give them the chance to have this conversation themselves.

MADE TO CONNECT

an activity that invites kids to share with others and build on their understanding



3. FOUND IT!

[HEAR FROM GOD | MEMORY VERSE ACTIVITY]

WHAT YOU NEED: Bible, party hat or small party item, and balloon

WHAT YOU DO:

- Read Acts 2:28 to the kids to refresh their memory.
- Invite any kids who have memorized the verse to share it with the group. Assist kids who want to try by inviting them to repeat it after you.
- After reviewing the verse, choose two kids to turn away from the group with eyes closed.
- Hide the party hat somewhere in the small group area. If your meeting space is small, consider hiding something a smaller party item instead.
- Ask the two kids to open their eyes and stand back-to-back.
- Place a balloon between their backs and ask them to lock arms to hold the balloon in place.
- Lead the remaining kids to direct the path of the partners to help them find the party item by saying Acts 2:28 together in a soft voice then getting gradually louder as the kids with the balloon get closer to where the party item is hidden. Lead kids to repeat the verse after you, if needed.
- Switch kids and hide the party item again.
- Play several times or until everyone has had a turn to find the party item.

TODAY'S BIBLE STORY

**Jesus' Parable of
the Lost Son**
Luke 15:11-32

TODAY'S BOTTOM LINE

Celebrate the good news.

KEY QUESTION

**What's the best news
you've ever heard?**

MEMORY VERSE

**"You always show me the path
that leads to life. You will fill me
with joy when I am with you."**
Acts 2:28, NIV

BASIC TRUTH

I can trust God no matter what.

WHAT YOU SAY:

"Listening to the words of our memory verse helped us go in the right direction to find the party item. We don't hear God's voice out loud, but God does lead us. God's words that we read about or listen to in the Bible help us know what God is like, how we should live, and how to treat others.

[Make It Personal] (Share one of your favorite verses with the kids.) "God helps us know the right path to follow or choices we should make. When we listen and follow God, it brings us joy. One of the most important things God shows is how to follow Jesus. Jesus died on the cross to make a way for us to have a relationship with God that will last forever. That is why we can **celebrate the good news.**"

MADE TO REFLECT

an activity that creates space for personal understanding and application



4. PRAY

[PRAY TO GOD | PRAYER ACTIVITY]

WHAT YOU NEED: "Start the Party Prayer Time Keychains" from previous days, microphone add-on piece, *Optional:* "Microphone" Activity Page and yarn or string

WHAT YOU DO:

- Give each kid their sandwich bag from the previous day containing their "Start the Party Prayer Time Keychains." Give each kid today's microphone add-on. (If you're not purchasing the keychains, use the "Microphone" Activity Page in the same way.)
- Explain that when kids hear their name called, they should speak into their microphone keychain (or Activity Page card) and recite the Bottom Line in the way described.
- Go first as an example, saying, "**Celebrate the good news,**" in a loud voice while speaking into one of the keychains (or cards).
- Choose a kid to go first by calling their name and describing a voice style (see ideas below).
- Repeat for each kid.
- Voices might include:
 - Slow
 - Fast
 - Squeaky
 - Excited
 - Jump up with each word
 - Backward (news good the celebrate)
 - Singing
 - Low tone
- Remind kids each time they see a microphone, it can remind them to **celebrate the good news** of what Jesus did for us and share it with others.
- *Optional: If using the "Microphone" Activity Page, help kids thread and tie a loop of yarn or string through the hole in the card.*

TODAY'S BIBLE STORY

Jesus' Parable of the Lost Son
Luke 15:11-32

TODAY'S BOTTOM LINE

Celebrate the good news.

KEY QUESTION

What's the best news you've ever heard?

MEMORY VERSE

"You always show me the path that leads to life. You will fill me with joy when I am with you."
Acts 2:28, NIV

BASIC TRUTH

I can trust God no matter what.

WHAT YOU SAY:

"Hold up your microphone and whisper a prayer thanking God for sending Jesus to die on the cross so we can have a relationship with God. When you're finished, set your microphone on the floor in front of you. When everyone is done, I will close in prayer.

"Dear God, thank You for the way You have shown Your love to us! We know even though we mess up, You will forgive us if we ask. Thank You for sending Jesus to die so we can have a relationship with You that lasts forever. Help us to live for You because of what You've done for us. We love You. Amen."

NOTE: Return each kid's keychain and Activity Page to the sandwich bag with their name on it (or create one for those recently joined the group.) Collect each bag and set aside for the next day.

(4. PRAY, CONTINUED)

TRAVEL TIME

As you travel to the next track, use the following questions to keep the conversation going and to keep kids thinking about what they're learning!

- What's something you learned about Jesus today?
- If you had met the son in today's story when he was hungry and thinking about eating pig food, what would you say to him?

GETTING READY

HERE'S EVERYTHING YOU NEED TO KNOW

GROUPS: CREATING A SAFE PLACE TO CONNECT

Prepare ahead of time for Small Group Rotation for VBS:

1. STORY SOUNDS

[TALK ABOUT GOD | BIBLE STORY REVIEW]

Made to Imagine: an activity that promotes empathy and facilitates biblical application through role-play and reenactment

WHAT YOU NEED:

- "Character Statements" Activity Page; one for each small group
- Bag filled with coins (enough to make sound when shaken); one for each small group
- Party noise maker such as a horn, clapper, etc.; one for each small group
- Toy pig; one for each small group

2. BRING ON THE BALLOONS

[LIVE FOR GOD | APPLICATION ACTIVITY]

Made to Move: an activity that increases the oxygen in the brain and taps into the energy in the body

WHAT YOU NEED:

- Balloons (inflated) in a variety of colors; one for each kid (and a few extras if any pop)
- *Optional:* "Response Card" Activity Page; one card for each kid
- *Optional:* Crayons or markers

3. FOUND IT!

[HEAR FROM GOD | MEMORY VERSE ACTIVITY]

Made to Connect: an activity that invites kids to share with others and build on their understanding

WHAT YOU NEED:

- Bible
- Party hat or small party item (birthday candle, piece of candy, party favor); one for each small group
- Balloons (inflated); one for each small group (and a few extras if any pop)

4. PRAY

[PRAY TO GOD | PRAYER ACTIVITY]

Made to Reflect: an activity that creates space for personal processing and application

WHAT YOU NEED:

- "Start the Party Prayer Time Keychains" (from previous day and microphone add-on)
- *Optional:* "Microphone" Activity Page. Print on cardstock. Cut out and hole punch one card for each kid.
- *Optional:* Yarn or string cut into 10-inch pieces; one for each kid

NOTE: Kids will be adding to the "Start the Party Prayer Time Keychains" each day. Be prepared to pass out, collect, and store their keychains in a sandwich bag with their name on it each day.

1. "I got the idea to ask my dad for my inheritance NOW so I could spend the money on whatever I want." **(son)**
2. "I would eventually leave all my property and money to my family when I died." **(father)**
3. "I packed up everything I had and moved far away from my family." **(son)**
4. "I agreed to divide up my property and money while I was still alive." **(father)**
5. "It wasn't long before I completely wasted all the money I was given." **(son)**
6. "The country where I lived was running out of food." **(son)**
7. "The son got a job feeding me." **(pig)**
8. "I miss my son." **(father)**
9. "The son wanted to eat my supper." **(pig)**
10. "My workers had more than enough to eat." **(father)**
11. "I decided to go back home." **(son)**
12. "I ran when I saw someone I loved in the distance." **(father)**
13. "I'm glad I have all the hog slop to myself." **(pig)**
14. "I got a robe, a ring, and a PARTY!" **(son)**


What to Do:

Print one copy for each small group.


"Character Statements" Activity Page

VBS, DAY 3, K-1

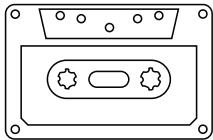
©2023 The reThink Group, Inc. All rights reserved.




This is the first time I've heard about what it means to follow Jesus.




I still have questions about what it means to follow Jesus and want to know more.




I would like to talk with someone about taking a next step to put my faith in Jesus.



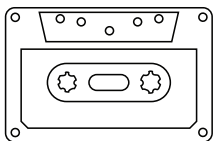
I have already put my faith in Jesus, but I want to know more about following Him.




This is the first time I've heard about what it means to follow Jesus.



I still have questions about what it means to follow Jesus and want to know more.



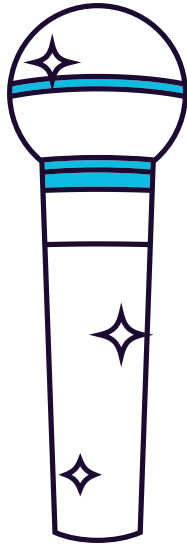
I would like to talk with someone about taking a next step to put my faith in Jesus.



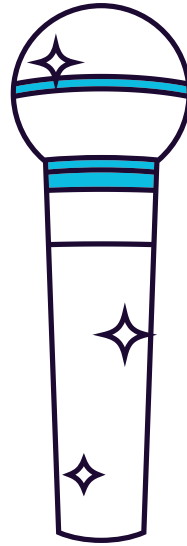
I have already put my faith in Jesus, but I want to know more about following Him.

What to Do:

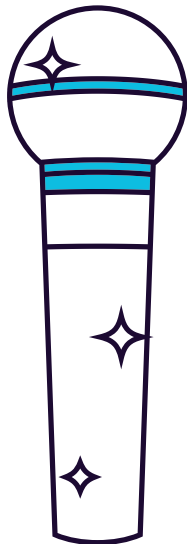
Print on cardstock and cut apart. Provide one card for each kid.



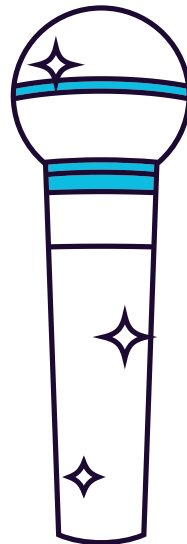
**Celebrate the
good news.**



**Celebrate the
good news.**



**Celebrate the
good news.**



**Celebrate the
good news.**

What to Do:

Print on cardstock and cut apart. Punch a hole in each card.
Provide one card for each kid.

MADE TO IMAGINE

an activity that promotes empathy and facilitates biblical application through role-play and reenactment



1. WE ALL SHINE

[TALK ABOUT GOD | BIBLE STORY REVIEW]

WHAT YOU NEED: Bible and glow sticks

WHAT YOU DO:

Note: You can do this activity in a dimly lit room and let kids activate their glow sticks. If darkening a room is not possible/preferred, use without activating the sticks. Kids can activate them at home.

TODAY'S BIBLE STORY

You Are the Light of the World

Matthew 5:14-16

- Give each kid two glow sticks. If you choose to dim the lights, avoid a completely darkened room to keep things safe and comfortable for younger kids.
- Hold up the Bible as you show kids where today's story is found.
- Explain that you will ask a question about today's Bible story.
 - If kids think the answer is YES, have them put one glow stick in front of them.
 - If kids think the answer is NO, have them put down both to form an X.
- Use the questions listed below or add others you come up with.
- After each question, invite kids to explain and share what they remember from the story.

TODAY'S BOTTOM LINE

You can be a party starter.

KEY QUESTION

How can YOU start the party?

Review Statements:

1. Jesus used the example of fireworks to explain how we can shine like lights. (NO)
2. If you were traveling in darkness, would it help to see lights from a city in the distance? (YES)
3. Does it make sense to light a lamp and cover it up? (NO)
4. Jesus wants us to be like lights that show His love to others. (YES)
5. We can show Jesus' love by treating others the way we want to be treated. (YES)
6. Shining for Jesus means we actually glow in the dark. (NO)
7. Shining for Jesus means we show what Jesus is like with our words and actions. (YES)
8. You can shine the light of Jesus in your own way. (YES)
9. Only grown-ups can share the good news about Jesus. (NO)
10. We can pray for God to help us shine for others to see God's love. (YES)

MEMORY VERSE

"You always show me the path that leads to life. You will fill me with joy when I am with you."

Acts 2:28, NIV

BASIC TRUTH

I should treat others the way I want to be treated.

WHAT YOU SAY:

"What would happen if we brought all our glowsticks close together? (*Invite responses. If glowsticks are activated, do it.*) When all our glow sticks are combined, they shine brighter than when alone. If we all shine God's love for others to see, we make a difference in the world around us. Remember, **you can be a party starter** by showing love to all people. Your light shines brightest when you help others, share what you have, speak kindly, and treat others the way you want to be treated. Others can see God's love through you."

MADE TO MOVE

an activity that increases the oxygen in the brain and taps into the energy in the body



2. STREAMER SEEKERS

[LIVE FOR GOD | APPLICATION ACTIVITY]

WHAT YOU NEED: Prepared crepe paper strips and tape

WHAT YOU DO:

- Invite kids to help you scatter all the pre-cut streamers around your meeting space.
- Divide the group into two teams. (If teams are uneven, join one of them yourself.)
- Ask each team to form a line.
- Explain that, at your signal, the first kid from each team will run and grab any streamer piece in any color, bring it back to their team, then tag the next kid in line to do the same.
- When one team has finished giving each kid a turn, pause the game.
- Give each team a roll of tape and help them tape their team's streamers end-to-end.
- Stretch out both teams' taped streamers to see which team has the longest one.
- Play another round and add the new lengths of streamers to the original. Measure again.
- Continue if time allows and there are still streamers remaining in the room.

TODAY'S BIBLE STORY

You Are the Light of the World

Matthew 5:14-16

TODAY'S BOTTOM LINE

You can be a party starter.

KEY QUESTION

How can YOU start the party?

MEMORY VERSE

"You always show me the path that leads to life. You will fill me with joy when I am with you."

Acts 2:28, NIV

BASIC TRUTH

I should treat others the way I want to be treated.

WHAT YOU SAY:

"Great job working as a team to bring all those pieces together. What would happen if we connected both team's streamers together? (*Invite responses as you tape the ends of the streamers together. Drape the streamer around the small group area or form a design on the floor.*) That's a great looking party decoration. Hanging some streamers is one way to get a party started. **You can be a party starter** by showing others they are valuable and loved. Sometimes that looks like being kind and including others who are left out or treating people the way you want to be treated. That's how you shine your light. THAT'S how you start the party. The more we all work together to love others, the more people will see what God is like."

[Make It Personal] (Share about a time someone was a bright light in your life that helped you know Jesus better.)

MADE TO EXPLORE

an activity that extends learning through hands on experimentation and discovery



3. STAY ON THE PATH

[HEAR FROM GOD | MEMORY VERSE ACTIVITY]

WHAT YOU NEED: Bible, balloons, party blowers, and tape, rope, or chairs

WHAT YOU DO:

- Create a wide pathway on the floor using tape, ropes, or a line of chairs. (The width of the pathway should accommodate the number of kids in the group. The length of the pathway can be as long as your small group area allows.)
- Read Acts 2:28 and give kids a chance to say it from memory.
- Show kids the path you've made on the floor and remind them that Acts 2:28 tells us God has a plan and a path for our life. When we follow Jesus, we have the best life possible because knowing Jesus gives joy.
- Gather kids at one end of the pathway as the starting line.
- Give each kid a party blower.
- Show kids how to nudge a balloon across the floor by placing their party blower next to the balloon and blowing through the party blower to move it forward.
- Challenge kids to keep their balloons on the path you've created. If their balloon rolls out of the boundary lines, they can pick it up and place it back on the path.
- As kids reach the end, they can sit down until all the remaining kids have completed the pathway.
- Ask kids to hold their balloons and stand in the path as they repeat the first part of Acts 2:28. ("You always show me the path that leads to life.")
- Ask kids to repeat the second part of Acts 2: 28 and toss their balloons in the air and blow their party blowers. ("You will fill me with joy when I am with you.")
- *Optional: Allow kids to take their party blowers home.*

TODAY'S BIBLE STORY

You Are the Light of the World
Matthew 5:14-16

TODAY'S BOTTOM LINE

You can be a party starter.

KEY QUESTION

How can YOU start the party?

MEMORY VERSE

"You always show me the path that leads to life. You will fill me with joy when I am with you."
Acts 2:28, NIV

BASIC TRUTH

I should treat others the way I want to be treated.

WHAT YOU SAY:

"It wasn't always easy to keep your balloon on the path, but you kept going and got back on track even when it went the wrong way. Sometimes we're like a balloon that won't stay on the path. We mess up, get in trouble, or do things we know we shouldn't do. That's not how God wants us to live. Acts 2:28 tells us that God has a path or a plan for us to follow. God will forgive us and help us, but we are most happy when we are on the path God shows us. Not only that, but we will also shine for Jesus and help others know about Him too. Blow your party blower one more time and say today's Bottom Line with me. (Pause. Lead kids in saying the Bottom Line.) **You can be a party starter.**"

MADE TO REFLECT

an activity that creates space for personal understanding and application



4. PRAY

[PRAY TO GOD | PRAYER ACTIVITY]

WHAT YOU NEED: "Start the Party Prayer Time Keychains" from previous days, disco ball add-on piece; *Optional:* flashlight; *Optional:* "Disco Ball" Activity Page and yarn or string

WHAT YOU DO:

- Give each kid their sandwich bag from the previous day containing their "Start the Party Prayer Time Keychains." Give each kid today's disco ball add-on. (If you're not purchasing the keychains, use the "Disco Ball" Activity Page in the same way.)
- Invite kids to notice how the light reflects off the disco ball. (If using the keychains, invite kids to hold them up as you shine a flashlight on them. If using the Activity Page, ask kids why the disco ball picture looks like it's shining.)
- *Optional:* If using the "Water Splash" Activity Page, help kids thread and tie a loop of yarn or string through the hole in the card.

WHAT YOU SAY:

"The party is only getting started! **You can be a party starter** every day with the people God puts in your life. The disco ball is a reminder that you too can shine the light of Jesus wherever you go. Let's pray and ask God to help us share the joy that comes when we live the way Jesus showed us to live by sharing love, helping others, and being kind to those we are with.

"Dear God, thank You for an amazing time. We have made new friends and had lots of fun, but best of all, we learned more about You. Help us remember that the best joy comes when we invite You to our party by putting our trust in You. Help us shine brightly for You so that others will join the party by believing and following You. Amen."

NOTE: Return each kid's keychain and Activity Page to the sandwich bag with their name on it (or create one for those recently joined the group.) Collect each bag and set aside for them to take home later.

TODAY'S BIBLE STORY

You Are the Light of the World
Matthew 5:14-16

TODAY'S BOTTOM LINE

You can be a party starter.

KEY QUESTION

How can YOU start the party?

MEMORY VERSE

"You always show me the path that leads to life. You will fill me with joy when I am with you."

Acts 2:28, NIV

BASIC TRUTH

I should treat others the way I want to be treated.

TRAVEL TIME

As you travel to the next track, use the following questions to keep the conversation going and to keep kids thinking about what they're learning!

- What made this week special for you?
- What was the best part of this week?

GETTING READY

HERE'S EVERYTHING YOU NEED TO KNOW

GROUPS: CREATING A SAFE PLACE TO CONNECT

Prepare ahead of time for Small Group Rotation for VBS:

1. WE ALL SHINE

[TALK ABOUT GOD | BIBLE STORY REVIEW]

Made to Imagine: an activity that promotes empathy and facilitates biblical application through role-play and reenactment

WHAT YOU NEED:

- Bible
- Glow sticks; two for each kid
 - *NOTE: If able to dim the room, glowsticks can be activated as you hand them out. If not able to dim the room, kids can activate their glowsticks later, at home.*

2. STREAMER SEEKERS

[LIVE FOR GOD | APPLICATION ACTIVITY]

Made to Move: an activity that increases the oxygen in the brain and taps into the energy in the body

WHAT YOU NEED:

Transparent tape; two rolls for each small group

- Crepe paper streamers; several rolls in a variety of colors for each small group
- Before group time, cut 30-40 strips of each color of crepe paper into different lengths ranging from 10 inches up to 36 inches.

3. STAY ON THE PATH

[HEAR FROM GOD | MEMORY VERSE ACTIVITY]

Made to Explore: an activity that extends learning through hands on experimentation and discovery

WHAT YOU NEED:

- Bible
- Balloons; one for each kid
- Party blowers (that extend); one for each kid
 - For example: <https://a.co/d/dOYTfLh>
- Masking or painter's tape, long ropes, or chairs

4. PRAY

[PRAY TO GOD | PRAYER ACTIVITY]

Made to Reflect: an activity that creates space for personal processing and application

WHAT YOU NEED:

- "Start the Party Prayer Time Keychains" (from previous day and disco ball face add-on)
- *Optional: "Disco Ball" Activity Page. Print on cardstock. Cut out and hole punch one card for each kid.*
- *Optional: Yarn or string cut into 10-inch pieces; one for each kid*
- *Optional: flashlight*

NOTE: Kids have been adding to the "Start the Party Prayer Time Keychains" each day. Be prepared to pass out, collect, and store their keychains in a sandwich bag with their name on it and send home.



**You can be
a party starter.**



**You can be
a party starter.**



**You can be
a party starter.**



**You can be
a party starter.**

What to Do:

Print on cardstock and cut apart. Provide one card for every kid.
Punch a hole in each card.

252 KIDS

252 KIDS ACTIVITY STAMP DESCRIPTIONS



MADE TO MOVE

an activity that increases the oxygen in the brain and taps into the energy in the body



MADE TO PLAY

an activity that encourages learning through following guidelines and working as a group



MADE TO EXPLORE

an activity that extends learning through hands on experimentation and discovery



MADE TO IMAGINE

an activity that promotes empathy and facilitates biblical application through role-play and reenactment



MADE TO CREATE

an activity that explores spiritual ideas through the process of drawing, building, and designing



MADE TO REFLECT

an activity that creates space for personal understanding and application



MADE TO CONNECT

an activity that invites kids to share with others and build on their understanding