



2 Leader Manuals in 1!

SING & PLAY EXPRESS AND ROCKY WRAP-UP

Station Leader Manual



Group resources really work!

This Group resource incorporates our R.E.A.L. approach to ministry. It reinforces a growing friendship with Jesus, encourages long-term learning, and results in life transformation, because it's:



Relational—Learner-to-learner interaction enhances learning and builds Christian friendships.

Experiential—What learners experience through discussion and action sticks with them up to 9 times longer than what they simply hear or read.

Applicable—The aim of Christian education is to equip learners to be both hearers and doers of God's Word.

Learner-based—Learners understand and retain more when the learning process takes into consideration how they learn best.

Sing & Play Express and Rocky Wrap-Up

LEADER MANUAL

Copyright © 2020 Group Publishing, Inc./0000 0001 0362 4853

All rights reserved. No part of this book may be reproduced in any manner whatsoever without prior written permission from the publisher, except where noted in the text and in the case of brief quotations embodied in critical articles and reviews. For a permission request form, go to group.com/permissions.

Visit our websites:

group.com

group.com/RockyRailway

Thanks to this VBS Crew for keeping everything on track: Laura Baldwin-Stout, Jody Broksma, Stephen Caine, Lyndsay Gerwing, Mikal Keefer, Jan Kershner, Laycie McClain, Michael Paustian, Mike Porter, Joani Schultz, Patty Smith, Elisa Snell, Rodney Stewart, Jennifer Sundin, and Gabriele Woolever.

Scripture quotations are taken from the *Holy Bible*, New Living Translation, copyright © 1996, 2004, 2007 by Tyndale House Foundation. Used by permission of Tyndale House Publishers, Inc., Carol Stream, Illinois 60188. All rights reserved.

ISBN 978-1-4707-6070-0

Printed in the United States of America.

10 9 8 7 6 5 4 3 2 1

22 21 20

CONTENTS

Full Steam Ahead...For Fun!	2
God Sightings®	6
DAY 1 Bible Background & Overview	7
Cam Track Skit	9
Sing & Play Express	11
Rocky Wrap-Up	17
DAY 2 Bible Background & Overview	24
Cam Track Skit	27
Sing & Play Express	29
Rocky Wrap-Up	33
DAY 3 Bible Background & Overview	39
Cam Track Skit	41
Sing & Play Express	43
Rocky Wrap-Up	47
DAY 4 Bible Background & Overview	53
Cam Track Skit	55
Sing & Play Express	57
Rocky Wrap-Up	61
DAY 5 Bible Background & Overview	66
Cam Track Skit	69
Sing & Play Express	71
Rocky Wrap-Up	75
Rocky Railway VBS Media Outline	81
Song Lyrics	
“Your Power Will Pull Us Through” (Theme Song)	85
“Everywhere I Go”	87
“Power in the Blood”	88
“Power Shuffle”	89
“This Train Is Bound for Glory”	90
“In You Alone”	91
“Lions”	92
“We Can Trust Him” (Psalm 33:4)	93
“The Old Rugged Cross”	94
“The Same Power”	95

FULL STEAM AHEAD...FOR FUN!

Here's What You Need to Know

Sing & Play Express is the first station kids will visit each day, where they'll praise God through upbeat songs and discover the concepts they'll be learning. After worshipping at Sing & Play Express, everyone can start the day with a smile. **Rocky Wrap-Up** is the last station each day, where all elementary kids gather for fun-filled, audience-involving activities that will reinforce what they've learned. If you're leading both Sing & Play Express and Rocky Wrap-Up, you'll be the first and last Station Leader kids will see each day! Sound like fun? You bet!

Frequently the same person leads both stations. That's why you'll find all the materials in one easy-to-use manual. The pages are perforated so that if you *do* have two separate leaders at your VBS, you can just tear out the Rocky Wrap-Up sections and hand them off to another leader.

You can also purchase downloadable leader manuals at group.com/RockyRailwayDownloads.

Before You Get Rolling...

FIELD TEST FINDING

It may be a past VBS tradition to do music as one rotation or class so that you do it with a smaller group of kids. We *strongly* recommend you do the Sing & Play Express sessions as written—with everyone together. With all the kids together, the energy is electric. This time is designed to be a high-energy, exciting time of worship for kids. It's hard to duplicate that kind of enthusiasm when only some of your kids are taking part.

- ▶ **Pray for everyone who will attend Rocky Railway.** Ask God to prepare your heart and the hearts of the kids and leaders who will be part of your VBS. Thank God for the life-changing message of his power!
- ▶ **Decide if you'll use the Cam Track Skits in your program.** We've intentionally kept the skits simple so they're easy for churches of all sizes to put on. However, some VBS directors love to do more elaborate productions. Go for it! Just remember to keep the humor *simple*, and follow a basic story line that gives a taste of what kids will experience each day at VBS. And be *sure* to practice ahead of time! You may even ask your Director or other helpers to sit in the audience during your rehearsals to be sure kids will be able to hear and see the action. Remember, kids respond best to big, over-the-top, *physical* humor. Keep the skits short, high energy, and easy to follow.

If you want to do the skits but can't round up a hammy volunteer to play Cam, we've got you covered! The Rocky Railway Skits DVD features all five skits. All you need to do is fire up the DVD player and projector. (The Rocky Railway Skits DVD is available from Group or your Group VBS supplier.)

- ▶ **Work with the VBS Director to recruit several teenage assistants.** These middle school or high school helpers will be invaluable to your success at each day's opening and closing celebrations. Prior to each day, review the schedule so they'll know when to help lead singing, assist with media needs, or hold props for you. We've included an outline of each day's media needs on pages 81 and 82. Tear it out, and give it to the assistants.
- ▶ **Learn the songs and motions.** Use the Sing & Play Express Music CD, DVD, and pages 85-96 in this manual (where you'll find the printed lyrics). You'll be able to view the motions to all the songs on the Sing & Play Express Music DVD included in your kit. You'll want to be familiar with all the songs and motions so you can teach them with ease.
- ▶ **Choose how you'll lead the music.** You have two options: Have kids sing along with the Sing & Play Express Music CD or DVD, or use live accompaniment, such as a keyboard or worship band. You can go to group.com/RockyRailwayDownloads to purchase a package of all the piano sheet music or a package of the chord charts and lyrics for all 10 VBS songs. An advantage of letting children sing with the CD or DVD is that the recorded voices carry the words. Kids enjoy the beat and sounds as they sing along. The words will come naturally soon enough. So crank it up!

Now volunteers and parents can download the entire Sing & Play Express Music CD using a purchasable download card. See the Rocky Railway catalog for more details on this great way to get music to kids and leaders!

- ▶ **Work with the VBS Director to select a room.** All the elementary-age children are together for the Sing & Play Express and Rocky Wrap-Up stations, so you'll need a large room, such as a sanctuary or fellowship hall. (Preschoolers join with everyone at Sing & Play Express on Days 2-5, but they have their own closing time at the end of each day.) Since many churches use sanctuaries for the singing times, the song motions have been designed to work for children in pews or rows. If you'll be meeting in another room, move the chairs out of the way to allow plenty of space for movement and fun!
- ▶ **Help decorate the room.** For easy decorating, just use the huge Rocky Railway Fabric Wall Hanging. Each panel is 6'x8', so the set of three panels covers a large area and hangs easily with a pipe-and-drape system.

STAY ON TRACK

You may be tempted to integrate music from your regular children's ministry. While we're sure you have some great favorites, the Rocky Railway songs have been specially chosen to emphasize each day's Bible Point. Plus, kids will enjoy a week of special music!






Glue the Giant Bible Memory Buddies to foam core or cardboard, cut them out, and place them around the front of your stage. You'll find these and other great, easy-to-use decorating items in the Rocky Railway VBS catalog or at group.com/RockyRailway.

At our field test, the Sing & Play area is where we went over the top with our set. Watch the Decorating Places: Rocky Railway DVD, and then get the step-by-step instructions at group.com/vbsTools to build a similar set. Or brainstorm decorating ideas at facebook.com/groupvbs.

- ▶ **Encourage God Sightings!** Everyone will be looking for evidence of God in action during your VBS week. It might be a hug, a prayer, or an amazing sunset—signs of God's awesome creativity and overwhelming love for us. On Day 1 during KidVid™ Cinema, kids will each receive a Watch for God Wristband to wear throughout the week as a reminder to look for God in action. Get a wristband from your Director so you can become a “chief encourager” of God Sightings!

Sing & Play Express is also where kids create an interactive display to celebrate God Sightings. Before Day 2, hang up God Sightings Poster 1 in a prominent area. Be sure to put the poster in an area with *plenty* of room—you'll be adding a 5-foot poster every day! Beginning on Day 2, every Crew will add one Railroad Track Sticker to the path on the posters. By the end of the week, kids will see that God Sightings keep us “on track” and focused on all the things God is doing around us!

- ▶ **Create a VIP “First Class Car” seating area.** Your VBS Director will invite parents, grandparents, and babysitters to come to each day's closing. These VIPs can sit in the designated area and enjoy each day's show!
- ▶ **Use the church's sound system to play the music.** What an easy way to create an upbeat setting for praising God! If you can't use the sound system, plan to have a helper hold a microphone near the equipment so the music will be loud enough for everyone to hear.
- ▶ **Practice with the microphone.** Learn how to turn it on, how to replace batteries, how to clip it to your shirt or remove it from the stand, and so on. A microphone will ensure that everyone can hear what you're saying. Have an extra microphone on hand for the various times kids share with the large group.



- ▶ **Use an attention-getting signal.** Attention-getting signals let kids know when it's time to stop what they're doing and look at you. You can use the Train Whistle (available from Group Publishing or your Group VBS supplier) or another signal of your choice. The first time children come to your station, introduce and rehearse the attention-getting signal.
- ▶ **Repeat the daily Bible Point often.** Every activity at Rocky Railway focuses on one simple, memorable Bible truth called the Bible Point. When you say the Bible Point, kids respond by saying "Trust Jesus!" as they reach up and pull down, as if they're pulling the whistle on a train.
- ▶ **Be brief as you teach new song motions!** Be careful not to get too focused on motions and lose the sense of joy and worship. Before you sing each song, briefly teach kids the new motions or review the motions they've already learned. You can also call out each motion during each song just before kids should begin doing it. Let the motions be a fun part of the singing time, not the main emphasis. Remember, kids can be watching the actions and following along with the Sing & Play Express DVD, too. (It's easy!)
- ▶ **Let kids help lead the singing.** At the beginning of the week, invite all kids—whoever wants to—to come up front and sing. By midweek, most of the children will be front and center! It's a highlight of every field test! It's great having children lead each other in worship. The focus isn't on just one leader who is on stage—everyone is a part of everything!

Remember, it's not about making a pretty or impressive "show" up front. Kids' motions may not be perfect, and it's kind of crowded...but we wouldn't trade it for anything. Year after year, we see "tough" kids—kids who usually think they're too cool to sing or do motions—jumping up and coming forward during each song. After experiencing a day at Sing & Play, one grandparent said, "All worship should be like this. So joyful! Everyone in the entire room takes part in a celebration of God's love."



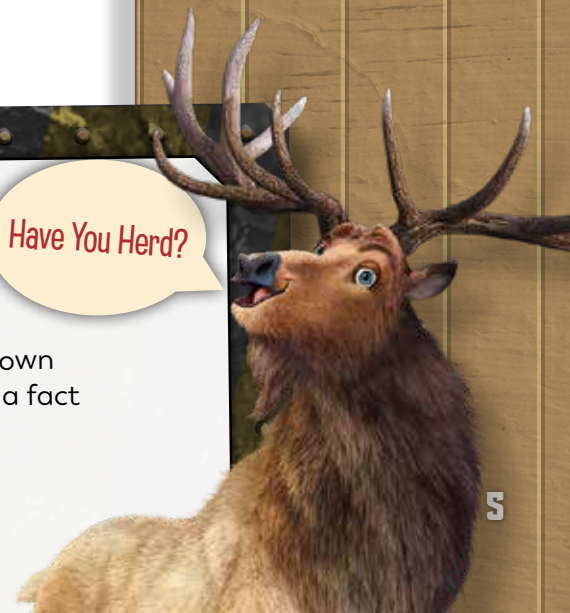
Train Whistle



"Trust Jesus!"

When you buy a Sing & Play Express Music CD or DVD, you also buy the right to play the Rocky Railway VBS songs as often as you like. But companies that own these songs haven't given you (or us) permission to duplicate any of your Sing & Play products. Making your own copies—even to use at VBS—is against the law, which is a fact many people don't know.

Have You Herd?



GOD SIGHTINGS®

God hasn't retired, you know. He's as busy now as he's ever been. But until you see that with your own eyes, it's tough to have a vibrant faith. God can seem distant or impersonal.

God is active in our everyday lives—we just have to learn to look. We have to make it a habit to keep an eye out for the daily, overwhelming evidence that God is doing great things all around us.

At Rocky Railway, you'll encourage kids and adults to look for God Sightings—everyday clues that God is present, passionate, and powerful. A God Sighting is simply an acknowledgment that God has done something. It's giving God credit where credit is due. It's developing a God-focused view and a grateful heart. Kids and adults will discover that they can see God in things like Scripture, people, circumstances, and nature.

As participants—even preschoolers—make God Sightings part of everyday life, their faith will grow. Why? Because they'll actually see God at work. Not because he's suddenly shown up, but because they finally have eyes to see...and at last, they're looking.

Kids learn about God Sightings at KidVid Cinema on Day 1. Then beginning on Day 2 at Sing & Play Express, Crews will circle up so each person can tell one way he or she has seen evidence of God. (Be prepared to hear *amazing* insights from kids!) Then each Crew Leader will add a Railroad Track Sticker to the dotted line on that day's God Sightings Poster. By the end of the week, you'll have a track that winds through mountains, over rivers, and across valleys! What a cool reminder of the way we can power through life's challenges when we keep our eyes on Jesus!



STAY ON TRACK

On Day 1 during KidVid™ Cinema, kids will each receive a Watch for God Wristband, which they'll wear all week. These bands remind kids to keep their eyes open for things God is doing all around them.



BIBLE POINT

Day 1

Jesus' power helps us do hard things.

Bible Story: Ananias helps Saul. (Acts 9:1-19)

Bible Verse: "For I can do everything through Christ, who gives me strength."
(Philippians 4:13)

Consider This...

- ▶ The Bible makes it evident that God often asks his followers to do hard things. Noah built an ark. Abraham prepared to sacrifice his son. Mary bore the Son of God. Ananias had the terrifying job of reaching out to Saul.
- ▶ To understand the difficulty of Ananias' job, it's important to realize just how much Saul hated the early church. He approved the stoning of Stephen, arrested Christians in Jerusalem, and set his sights on imprisoning Christians living in Damascus. Christians ran away from Saul—not toward him!
- ▶ Ananias' name means "protected by the Lord." It's likely that his parents didn't know the importance of such protection during this important, history-altering mission.
- ▶ In Acts 9:15, God doesn't ease Ananias' misgivings with words of comfort or empowerment. He simply shares his life-changing plan for Saul and urges Ananias to go.
- ▶ Because of his selection and obedience, Ananias got to be the first person to welcome Saul as a Christian. In spite of any misgivings or fear, Ananias warmly greeted Saul with the phrase "Brother Saul."



Why It Matters...

Jesus still asks his followers to do hard things. The kids at your VBS know it's hard to forgive when someone hurts their feelings. They've experienced the difficulty of splitting time between parents' homes after a divorce. Kids can tell you how tough it is to make new friends, do what's unpopular, learn a new skill in school, and reach out in friendship to someone who's lonely. That's why today's activities will encourage kids with the truth that Jesus' power can fortify them through life's challenges. Just as Ananias drew strength from God's reassurance and plan, kids will come away with renewed inspiration that *they* can trust in Jesus' power to tackle the hard things they face.

DAY 1

BIBLE POINT: Jesus' power helps us do hard things.

BIBLE STORY: Ananias helps Saul.
(Acts 9:1-19)

BIBLE VERSE: "For I can do everything through Christ, who gives me strength."
(Philippians 4:13)

SING & PLAY EXPRESS

- ▶ Learn the Day 1 Bible Point and verse, and meet Bible Memory Buddy Ramsey.
- ▶ Sing Rocky Railway VBS songs.
- ▶ Meet Cam Track, an engineer who needs some power to get his train back on track.



BIBLE ADVENTURES

Encourage Ananias to do the hard thing God has asked of him, and experience a trust fall to feel what it means to trust Jesus.



CHEW CHEW SNACKS

Chew Chew Track



KIDVID™ CINEMA

Dominic relies on Jesus' power to take a tough karate test... after failing many times.



IMAGINATION STATION

Try to keep their Off-Rail Rollers on track, and remember that Jesus' power helps them do hard things.



ROCKY WRAP-UP

- ▶ See who is starring in today's Spotlight VBS.
- ▶ Get a little help learning a tough "train track trick," then have a surprise visit from Ananias.
- ▶ Receive a ram-bunctious Bible Memory Buddy.



LOCO MOTION GAMES



On Track to Splash



Runaway Train



Hold the Track Line

▶ At **Rocky Railway VBS**, the daily Bible Point is carefully integrated into each station's activities for unforgettable Bible learning. See how your station reinforces today's Bible Point.



DAY 1

Cam Track Skit

BIBLE POINT:

Jesus' power helps us do hard things.

Be sure the fake rocks are on your set.

LEADER: I've heard some commotion around the rail yard about a rock slide last night. That could be really bad! Maybe we can find someone who can tell us what happened. *(Looks around. Cam enters.)* Ohhhhh! Maybe *this* guy can help! Excuse me! Do you work here?

Cam stops when the Leader calls.

CAM: Do I work here? Friend, I've been workin' on the railroad *all* the live-long day! In fact, I don't just *work* on the trains; I *drive* the trains. *(Extends a hand to shake with the Leader.)* The name's Cam Track—I'm an engineer on the railroad here.

LEADER: Hi, I'm [name]. Wow, an engineer with a name like Cam Track... You must really *love* trains!

CAM: When you know these trains as well as I do, they become *(stares off into space, deeply)* a part of you...

LEADER: *(Tries to look into space to see what Cam seems to be looking at.)* Hmm...that's pretty deep. But maybe you can help us. *(Motions to audience.)* My friends and I heard something about a rock slide.

CAM: *(To audience)* You heard right! *(Spreads arms wide, showing the size of the boulders.)* Some huge boulders rolled down the mountain last night and landed right on the track.

LEADER: Wow! That could really cause some problems!

CAM: It can. In fact, my crew and I were supposed to take an engine down the mountain this morning. Good thing I'm here to take care of it. *(Cracks his knuckles, confidently.)*

LEADER: You really think you're strong enough to lift a *massive* boulder?

CAM: *(Points to his chest, bravely.)* I don't think. I know!

PROPS & PREP

- ▶ 5 large rocks made from crumpled paper or Styrofoam
- ▶ costume for Cam, such as overalls and a bandanna





LEADER: Okay. (Looks around and spies a rock.) Why don't you warm up on that rock over there?

CAM: Easy peasy! (Walks to one of the fake rocks.) Oh, you might want to stand back in case this thing goes flying.

Cam attempts to pick up the relatively small rock but can't even manage to make it budge. He hams it up with strange sounds and goofy attempts. He finally gives up and collapses.

CAM: It's useless. It's just too hard!

LEADER: (Helps Cam up.) It's funny you should mention that, Cam, because today we're learning that **JESUS' POWER HELPS US DO HARD THINGS. (Trust Jesus!)**

We all have to do hard things. It might be taking a big test at school (*easily picks up a fake rock and hands it to Cam*), standing up to a bully (*hands Cam another rock*), being there for a sick family member (*hands Cam another rock*), or maybe having to say goodbye to a friend who moves away. (*Hands Cam another rock, causing Cam to collapse again.*)

another rock), or maybe having to say goodbye to a friend who moves away. (*Hands Cam another rock, causing Cam to collapse again.*)

CAM: What are you doing? We've already established that I'm not that strong.

LEADER: (Helps Cam up again.) None of us is strong enough to tackle all that tough stuff on our own. But we have a friend who is: Jesus! Jesus is powerful in every way! He can handle anything—things that are hard for us *inside*, too. Even though life may still seem heavy, he's always there to share the load.

CAM: This Jesus guy sounds like a good person to be friends with. Well, I need to go figure out a way to move those boulders off the track. Maybe Jesus can give me the right ideas to know what to do.

LEADER: Tell you what, as soon as my friends and I are done here, I'll come see if we can figure it out together!

CAM: All right! 'Bye, everyone.

(Cam exits.)

Permission to photocopy this resource from Group's Rocky Railway VBS granted for local church use. Copyright © 2020 Group Publishing, Inc., Loveland, CO group.com/vbs



SING & PLAY EXPRESS

Before Crews Steam Your Way...

- ▶ *On Day 1 only*, preschoolers will go straight to Little Kids Depot instead of attending Sing & Play Express. On the first day of a busy week, younger children will benefit from orientation time with their leaders.
- ▶ Although preschoolers won't participate in Sing & Play Express on Day 1, be sure to arrange the room so the preschoolers can sit with their Crews near the front when they join you for Sing & Play Express on Days 2–5. Preschoolers love to dance and sing, and being right up front not only focuses their attention but also allows them to better see and learn the motions to the songs.
- ▶ Your VBS Director will provide each Crew Leader with a Crew bag to carry the Crew's stuff. Connect with your Crew Leaders to be sure Crew bags have enough Tracking With Jesus Bible Books inside for each child to have one. Kids use these throughout the week and will use them today in Sing & Play Express to choose their Crew Roles.
- ▶ Put a copy of the "Who's Who on the Crew" handout near each Crew sign.
- ▶ Review the day with your teenage assistants so they know when to help lead singing and assist with media needs.
- ▶ Use spray adhesive to mount the Bible Point Posters on foam core to make them easier for children to hold up. The posters will last throughout the week, and your church can use them as room decorations during the year to remind kids of these relevant and applicable Bible truths!

STAY ON TRACK

On Day 1 only, preschoolers will go straight to Little Kids Depot instead of attending Sing & Play Express. On the first day of a busy week, younger children will benefit from orientation time with their leaders.

SUPPLIES YOU'LL NEED EVERY DAY...

- ▶ Train Whistle* attention-getter
- ▶ Bible
- ▶ Sing & Play Express Music Leader Version CD*
- ▶ Sing & Play Express Music DVD*
- ▶ CD/DVD player
- ▶ screen to watch Buddy Intro videos
- ▶ microphone/sound system

Day 1 Supplies

- ▶ Day 1 Bible Point Poster*
- ▶ Day 1 Cam Track Skit script and props (optional)
- ▶ teakettle
- ▶ copies of "Who's Who on the Crew" handout from page 16 (1 per Crew)

*available from Group Publishing or your Group VBS supplier

STAY ON TRACK

You can also find the "Who's Who on the Crew" role sheet in the Crew Leader Guide, which is available on the Clip Art & Resources CD. (Name badges from Group Publishing or your Group VBS supplier already include the "Who's Who on the Crew" information on the back of each name badge.)

FIELD TEST FINDING

We meet five minutes before VBS begins, oftentimes in the front of the Sing & Play area. Kids are welcome to join, and they get to see that Crew Leaders and staff are praying for them. It's quick and easy, and it makes prayer an important part of our morning.

- ▶ Thirty minutes before VBS is scheduled to start, begin playing the Sing & Play Express Music CD. This will create a fun and inviting atmosphere as the kids and Crew Leaders enter your area for the first time. (You can even start teaching the motions to “early arrivers.”)
- ▶ Set the Day 1 Bible Point Poster up front.
- ▶ Five minutes before VBS is scheduled to start, gather with your Crew Leaders for a huddle and a prayer.

Welcome Kids Aboard

Say: Welcome to Rocky Railway! My name is [name], and I'm excited to be riding the rails with you this week. We'll start every day right here at Sing & Play Express. I'll help you sing, have fun, and celebrate Jesus' power. Let's start off with a song about Jesus' power pulling us through!



CD
TRACK
1

Lead everyone in singing “Your Power Will Pull Us Through.” Words are on pages 85-86. Call out the words and motions before you sing and do them.

Talk About Trains

Motion to the set around you.

Say: We're imagining what it would be like to journey on a steam train through the wild, vast, beautiful Rocky Mountains. A long time ago, trains were the fastest way to travel when you had to go far or up a big hill. Not many people ride steam trains like this anymore. Ask:

? Tell me about a train you've ridden.

Give your own example, such as taking a steam train through the woods or even a “train” on a roller coaster! (It's okay to be creative!) Then take a few answers from kids, repeating them into the microphone.

Steam trains get their power from the steam engine.

Imagine a steam engine is a little bit like this teakettle.

Hold up the kettle. **When the water inside boils, it pushes steam through a hole, and it whistles! Pretty cool, huh?**

Inventors figured out a way to capture steam and turn it into power—enough power for a train to pull thousands and thousands of pounds over tall, rocky mountains.

Trains have the power to cross miles and miles of deserts, carrying things to people who need them.



Say: Huddle up with your Crew. Imagine that your Crew has a steam train and you can load it up with *whatever you want* and take it *wherever you want*—without crossing an ocean. Be creative! You have 30 seconds to come up with what you'd carry and where.

Allow 30 seconds for Crews to discuss, then sound the Train Whistle. **When you hear this sound** (sound the Train Whistle a few times), **it means it's time to be quiet.** Take a few responses from Crews, and applaud their creativity!

It would take a lot of power to get things like [repeat some of the things Crews shared] **to** [repeat some of the locations Crews shared]. **This week we'll discover a special kind of power you and I do have. We have Jesus' power right here, ready to help us do important things!**

Explore Jesus' Power

Say: Maybe when you think of power, you think of superheroes who have superpowers. Call out some superpowers you wish you had. Let kids call out their answers.

Or maybe the word power makes you think of someone with huge muscles. Stand up and show me your best weightlifter pose. Pause, joining kids in posing with flexed muscles. Then let kids sit down.

Strong muscles and superpowers are things we usually think of when we hear about power. But God has more power than either of those! God has the power to create mountains and oceans, just by speaking. God has the power to love and forgive and comfort and heal. God is even more powerful than death. Jesus is God's very own Son—and he has all that power, too. This week we'll be talking about how we can trust Jesus' power to help us every single day. And later in the week, you'll hear about the lifesaving power of Jesus' blood.



CD
TRACK
3

Lead everyone in singing "Power in the Blood."
Words are on page 88.





“Trust Jesus!”

Learn Today’s Bible Point

Say: Each day we’ll learn a Bible Point, an important truth from the Bible to remember. Today we’ll explore how **JESUS’ POWER HELPS US DO HARD THINGS**. That’s our Bible Point. Today whenever you hear someone say “**JESUS’ POWER HELPS US DO HARD THINGS**,” say “Trust Jesus!” As you say that, reach up and pull down, like you’re pulling a train’s whistle. Practice saying the Bible Point a few times with the Crews responding.

We need to hang on to Jesus’ power to pull us through when things get tough.

Introduce the Bible Verse

Say: The Bible says, “For I can do everything through Christ, who gives me strength.” Christ is another name for Jesus. **JESUS’ POWER HELPS US DO HARD THINGS**. (Trust Jesus!) He gives us the strength we need to power through sadness or confusion or mad feelings. Let’s sing a song about Jesus’ awesome power!



CD
TRACK
4

Lead everyone in singing “Power Shuffle.” Words are on page 89.



Meet Bible Memory Buddy® Ramsey

Say: All week long we’ll get to know surprising Bible Memory Buddies who will help us remember our Bible Points. All our Buddies are animals that you could find somewhere in the Rocky Mountains. Let’s take a look!



DVD

Play the “Day 1 Buddy Intro” from the Sing & Play Express Music DVD.

Ask a volunteer to hold the Bible Point Poster featuring Ramsey. Say: **When you see Ramsey, remember that JESUS’ POWER HELPS US DO HARD THINGS**. (Trust Jesus!) Let’s sing a song called “Everywhere I Go” to remember how Jesus’ power is always with us—through every rocky time.



CD
TRACK
2

Lead kids in singing “Everywhere I Go.” Words are on page 87.

Choose Crew Jobs

Say: At Rocky Railway, each Crew member has an important job. The jobs are Thank You-er, Prayer Person, Kit Carrier, Guide, and Schedule Supervisor.

Have Crew Leaders get the “Who’s Who on the Crew” handout. Crew Leaders, go over the job descriptions, and have your Crew members decide who will do each job. The jobs are listed on the back of your name badges, too. A person can have a different job each day or the same job for the entire week. You’ll have one minute to choose.

Allow a minute for kids to choose their jobs. When it looks like everyone has finished, sound the Train Whistle. **You all have important jobs now! The fun and excitement you bring to these jobs will help us power through mountains of fun this week!**

Make announcements, remind Crews which groups they’re in, and ask a Prayer Person to pray. Play the Sing & Play Express Music CD as Crews exit.

WHO'S WHO ON THE CREW	
JOBS	DUTIES
Guide	chooses action ideas for traveling through VBS.
Kit Carrier	distributes and collects supplies and helps carry the Crew's bag.
Prayer Person	leads or opens prayer times.
Schedule Supervisor	helps monitor the daily schedule to let the Crew know what's coming next.
Thank You-er	leads the Crew in thanking Station Leaders each day.



WHO'S WHO ON THE CREW

JOBS	DUTIES
Guide	chooses action ideas for traveling through VBS
Kit Carrier	distributes and collects supplies and helps carry the Crew's bag
Prayer Person	leads or opens prayer times
Schedule Supervisor	helps monitor the daily schedule to let the Crew know what's coming next
Thank You-er	leads the Crew in thanking Station Leaders each day

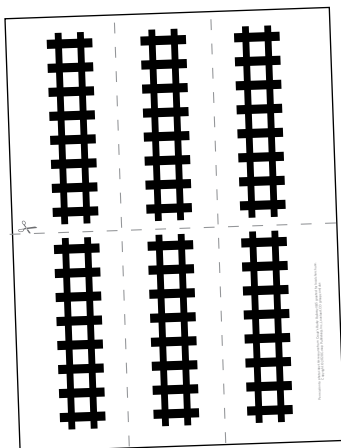
Permission to photocopy this resource from Group's Rocky Railway VBS granted for local church use. Copyright © 2020 Group Publishing, Inc., Loveland, CO group.com/vbs



ROCKY WRAP-UP

Before Crews Steam Your Way...

- ▶ Photocopy the “tricky train tracks” handout. Since there are two sets of tracks on a page, you’ll need one full page of tracks per person.
- ▶ Cut each piece of paper in half to make two sets of tracks.
- ▶ On each set of train tracks, make a 1-inch cut on the top left side, then on the top right side, along the dotted lines.
- ▶ Paper clip six sets of tracks together for each Crew. Place the tracks next to each Crew sign before Rocky Wrap-Up begins.
- ▶ Practice the Tricky Train Tracks challenge a few times before you begin. (It’s easy!)
- ▶ Practice the skit with Ananias.
- ▶ Place Ramsey Bible Memory Buddy Cards and carabiners (one of each per child) next to each Crew sign. (Don’t punch out the Buddies ahead of time. Kids can quickly do this when they receive them.)
- ▶ See if the Spotlight VBS Leader has the Spotlight slideshow ready to go.
- ▶ Review the day with your teenage assistants so they know when to help lead singing and assist with media needs.
- ▶ Several minutes before Rocky Wrap-Up is scheduled to start, begin playing the Sing & Play Express Music CD. This will create a fun and inviting atmosphere as Crews enter your area.



FIELD TEST FINDING

We wondered if prepping the Tricky Train Tracks papers would be time-consuming...but it wasn't! To create tracks for about 100 participants took us about 12 minutes using a paper cutter.

SUPPLIES YOU'LL NEED EVERY DAY...

- ▶ Train Whistle*
- ▶ Bible
- ▶ Sing & Play Express Music Leader Version CD*
- ▶ Sing & Play Express Music DVD*
- ▶ CD/DVD player
- ▶ screen and projector for Spotlight slideshows
- ▶ microphone/sound system
- ▶ Bible Memory Buddy Cards* (1 set per child)

Day 1 Supplies

- ▶ Day 1 Bible Point Poster*
- ▶ Watch for God Wristband* for yourself
- ▶ train tracks handout from page 23 (1 for yourself and 2 sets per child and Crew Leader)
- ▶ paper clips (1 per Crew)
- ▶ scissors or a paper cutter to prep the handouts
- ▶ Ramsey Bible Memory Buddy Cards* (1 per child)
- ▶ Rocky Railway Carabiners* (1 per child)
- ▶ volunteer to play Ananias (from Bible Adventures)
- ▶ copy of “Ananias Returns” from page 21
- ▶ sheet of copy paper
- ▶ printer

*available from Group Publishing or your Group VBS supplier

Welcome Travelers



Lead everyone in singing “Your Power Will Pull Us Through.” Words are on pages 85-86. Briefly review the motions before you begin.

Say: Welcome to our very first Rocky Wrap-Up! I’m [name], and each day we’ll wrap up our tremendous trip on the tracks with songs, smiles, and surprises!

Every day at Rocky Wrap-Up will be delightfully different. Make sure your Crew rolls into *this station* right on time!

Watch the Spotlight Show

Say: Each day at Rocky Wrap-Up, we watch a Spotlight VBS show featuring some of you terrific travelers and the discoveries you’ve made on the tracks. You’ll all get to see your faces on the screen sometime throughout the amazing, adventurous week. Let’s watch!



Play the Spotlight VBS show that was prepared during the day. Then give a rousing round of applause.

Tell About Bible Memory Buddies

Ask a volunteer to hold the Day 1 Bible Point Poster.

Say: Bighorn sheep like Ramsey are custom-made to travel up steep mountains. When you see Ramsey, you can remember that **JESUS’ POWER HELPS US DO HARD THINGS.** (Trust Jesus!)

To help you remember all these important Bible Points and verses, we have a special gift for you every single day—your very own Bible Memory Buddies! They’re so cool, and there’s even an app you can have your parents download that lets you play a Buddy game! Leaders, grab the Ramsey Bible Memory Buddy Cards and carabiners, but hold on to them. I have more to tell you!

Hold up a Ramsey Bible Memory Buddy Card.

You’ll get a card, and you can punch out the Buddy and put it on your carabiner. Later in the week, or after VBS, you can use your Buddies like this (show the slide with the “standing” Buddies) **as game pieces to play a game that’s in your Tracking With Jesus Bible Book! How cool is that?**



STAY ON TRACK

The Bible Memory Buddies free app includes five games featuring the Bible Memory Buddies. These games let kids interact with the Buddies while exploring each day’s Bible verse! To download, simply search for “Rocky Railway Buddies” in the Apple App Store or in Google Play.



Hand Out Bible Memory Buddies

Say: To get your Buddies, kids, you'll make a little mountain peak by putting the tips of your fingers together in an upside-down V. Have a helper demonstrate how to tent your fingertips together to make a little peak. **Leaders, slip the card into the tip of the mountain peak, between the child's fingers, while you say, "Jesus' power will help my friend [child's name] do hard things." You have 60 seconds to do this—I'm keeping track!**

Allow time for kids to receive their cards, punch out the Buddies, and put them on their carabiners. Kids can clip the carabiners to their name badge holders until the end of closing.

Say: **JESUS' POWER HELPS US DO HARD THINGS. (Trust Jesus!) There's power in Jesus! Let's sing!**



Lead kids in singing "Power in the Blood." Words are on page 88. Quickly review the motions before you begin.



STAY ON TRACK

Giving a time limit will allow you to get through all today's fun activities! Be sure to keep things rolling!

Train Track Ch-Ch-Ch-Challenge

Say: Train crews have challenging jobs full of hard things! Every day they haul cargo, keep passengers safe, fix broken trains, and make sure trains arrive at their destinations on time. I found a tricky train track challenge for us to try together. I wonder if it will be easy or hard to do.

Demonstrate as you *describe* the challenge, but do not do it!

Here's the challenge: There are three tracks on this piece of paper. Pull the corners apart so you have three separate tracks. Roll your eyes. **Tearing paper? That sounds easy to do!**


Let's try it, but we'll do it *all together*. So listen up! Hold up a set of tracks.

Leaders, hand each Crew member a set of paper tracks.

Friends, don't try the challenge just yet! Pause for kids to receive their papers.

Crews, hold the two corners of the paper. Demonstrate. **Ready? I'll count to three, and let's tear the tracks together. 1, 2, 3...pull!** Ask:

? **What happened?** Repeat some of the responses kids share.



FIELD TEST FINDING

Some kids fast-tracked the experience and tore their papers before we said "Pull!" That's okay! They quickly realized they needed to slow down to join the fun.

FIELD TEST FINDING

We found that an enthusiastic leader helps make this simple challenge a cool "wow." Your excitement and energy will get kids fired up to try their hand at this fun object lesson. (And they'll be eager to try it at home with their friends and families!)




FIELD TEST FINDING

Wait for the wow and celebrate! After kids tore their tracks into three pieces, they shouted and waved their papers in the air. Cheer and celebrate with them!

STAY ON TRACK

We had Ananias enter from the back of the room. As he walked forward, kids shouted, "It's him! It's him! Ananias is here!" They were on the edge of their seats and couldn't wait to hear what he had to say.

Say: Wait, this challenge sounded easy, but it's actually harder than it looks. **Ask:**

-  **What's something you thought would be easy to do, but it turned out to be a hard thing?** Share a brief example from your own life, such as learning a new computer program or trying a new recipe.

Talk in your Crews. Crew Leaders, please share first and then give every Crew member a chance to talk.

Sound the Train Whistle after a minute.

Let's try the challenge again. This time we're going to try it with a track-tearing tip, because sometimes we need some help to do something challenging! To help us get ready, let's shout our Bible Point, "JESUS' POWER HELPS US DO HARD THINGS!" (Trust Jesus!)

Leaders, distribute another set of train tracks to each member of your Crew. Then I'll give you the track-tearing tip! Pause until everyone has a set of tracks.



Here's the track-tearing tip. Watch carefully! Put the middle part of the tracks in your mouth, and then pull on the ends.

Let's try it together.

Put the paper in your mouth. Demonstrate, gently biting on the center part of the paper.

On the count of three, we'll pull the ends. Ready? 1, 2, 3...pull!

Ask:

-  **What happened *this time*?**
-  **What helped you accomplish this challenge?**

Sometimes doing hard things means you have to do them more than once. And sometimes you need people around you who can help you out—the way I gave you a track-tearing tip! Jesus has the power to put *just the right* people in your life, who can support you, guide you, and help you do tough stuff!

At Rocky Railway, Jesus put you in a Crew full of new friends who help you and encourage you. Give each member of your Crew a high-five and say, "I'm glad Jesus ch-ch-chose you for my Crew!"

Have a Visit From Ananias

While kids are high-fiving, Ananias will enter from the back of the room.

Ananias' Return

LEADER: So while we're...

Ananias enters from the back and rushes toward the stage. Leader spots him.

LEADER: Wait...is that Ananias? Come on up here, friend!

ANANIAS: Whew! I'm just back from seeing Saul.

LEADER: I heard you were too afraid to see Saul.

ANANIAS: I was, but my friends here reminded me that **JESUS' POWER HELPS US DO HARD THINGS!** (*Trust Jesus!*)

LEADER: So what happened?

ANANIAS: Well, I found the house and went in, and there was Saul. He hadn't eaten for three days, but he was still scary.

LEADER: What did you do?

ANANIAS: I said, "Brother Saul, the Lord Jesus—who appeared to you on the road—sent me so you can get your sight back and be filled with the Holy Spirit." I put my hands on his shoulders, and BAM! These weird, scaly things fell off his eyes, and he could see again!

LEADER: That's incredible!

ANANIAS: I know! Then he was baptized and had something to eat. And I came here to let you all know how it turned out!

LEADER: It sounds like God has some big plans for Saul.

ANANIAS: Just like he has big plans for everyone here. And we can do it, too, because **JESUS' POWER HELPS US DO HARD THINGS!** (*Trust Jesus!*) Well, I have to run. Thanks for your help, friends! (*Waves to kids as he exits.*)



Permission to photocopy this resource from Group's Rocky Railway VBS granted for local church use. Copyright © 2020 Group Publishing, Inc., Loveland, CO group.com/vbs

Say: Ananias had to trust Jesus...and so do we. Let's sing a new song that celebrates how we can trust Jesus!



Lead kids in singing "We Can Trust Him" (Psalm 33:4). Words are on page 94.

Remind About God Sightings

Say: When we're friends with Jesus, he takes us to incredible places and shows us *unbelievable* things! God is right here with us always! Today you received a special gift to help you remember to look for evidence of God all around you. Raise your arm in the air so I can see your Watch for God Wristbands. Hold up your own wristband. God Sightings help us watch for Jesus' awesome power in everyday life! A God Sighting could be a prayer, a hug from a parent, the sunshine, or a kind word from a friend.

Come to the End of the Line







Say: We've had a great first day at Rocky Railway. Thanks for celebrating Jesus' power with me. I can't wait until tomorrow for another day of adventure, discovery, and excitement with all of you.

Before you say goodbye, Kit Carriers, help your Crew Leaders collect the name badges and Bible Memory Buddies and put them in your Crew bag. And be sure to take home your Off-Rail Rollers from Imagination Station.

Allow at least a solid minute for these final wrap-up details. When Crews have finished collecting name badges and Bible Memory Buddies, have Crew Leaders raise their hands so you can have a visual of who's finished and who needs more time. Direct Crew Leaders to leave their Crew bags next to their Crew signs at the end of each day.

Then make announcements, ask a Prayer Person to pray, and invite parents or babysitters to come forward to get their children. Play the Sing & Play Express Music CD as parents come to pick up their children. Thank God for an awesome first day at Rocky Railway.





BIBLE POINT

Day 2

Jesus' power gives us hope.

Bible Story: Paul encourages others in a storm and shipwreck. (Acts 27)

Bible Verse: “So be strong and courageous, all you who put your hope in the Lord!” (Psalm 31:24)

Consider This...

- ▶ After Paul became a follower of Jesus, he fervently shared the news of Jesus everywhere he went. In Jerusalem, Paul encountered a group of men who opposed his teachings. These men began a riot, accusing Paul of spreading false doctrine and of defiling the Temple. Guards arrested Paul and threw him in prison. The following years included trials, death threats, secret transfers to other prisons, and finally a trip to Rome where Paul could plead his case before Caesar.
- ▶ In Acts 27:9, Paul notes the sailing season in connection with Jewish observances. Sailors typically only sailed from Pentecost (May–June) through Tabernacles (after the Day of Atonement in late September or early October). Roman sailors resisted sailing in November, as it typically proved dangerous.
- ▶ The sailors battled the fierce storm for at least three days, using every trick they knew to secure the ship and survive hurricane-force winds and waves. Finally, the weary seamen lost hope of ever being saved. At this low point, Paul shares the hopeful news given by God.
- ▶ God's message of hope, conveyed through Paul, rang true for the soldiers, the sailors, and the prisoners. God's angel assured Paul that “none of you will lose your lives” (Acts 27:22). However, after the shipwreck, the soldiers planned to kill the prisoners so they wouldn't escape. (Roman law mandated that a soldier who lost a prisoner had to take that prisoner's place!) “But the commanding officer wanted to spare Paul, so he didn't let them carry out their plan” (Acts 27:43). And, just as the angel said, not even a prisoner died.



Why It Matters...

In many ways, Paul was powerless in the stormy sea. He didn't have experience as a sailor. Guards held him prisoner. And, of course, he couldn't stop the crashing waves and howling winds. But Paul *did* have Jesus' power on his side!

In the same way, the kids at your VBS may feel powerless through life's storms. The world can seem turbulent, dark, and confusing. Bad news crashes over us. Fear blows relentlessly, leaving kids feeling hopeless. Yet God promises to strengthen us with *his* power! And we can trust that God's promises are true. Like Paul, we have Jesus' power on our side. Today, celebrate that truth and give kids the hope of victory and comfort during life's uncertainties.

DAY 2

BIBLE POINT: Jesus' power gives us hope.

BIBLE STORY: Paul encourages others in a storm and shipwreck. (Acts 27)

BIBLE VERSE: "So be strong and courageous, all you who put your hope in the Lord!" (Psalm 31:24)

SING & PLAY EXPRESS

- ▶ Learn the Day 2 Bible Point and verse, and meet Bible Memory Buddy Ava.
- ▶ Sing Rocky Railway songs.
- ▶ Share God Sightings, and add a Track Sticker to a special poster.
- ▶ Hear how Cam is discouraged and hopeless about delivering the trainload of treats.



BIBLE ADVENTURES

Join a ship's crew, and find hope amid a windy, wavy, wild storm with prisoner Paul.



CHEW CHEW SNACKS

Bagel Tunnel



KIDVID™ CINEMA

Analiz uses her music to bring Jesus' hope to her sick grandmother and so many others!



IMAGINATION STATION

Play with cool Hope 'n' Hovers to remind them that Jesus' power gives them hope.



ROCKY WRAP-UP

- ▶ Watch for familiar faces in today's Spotlight VBS.
- ▶ Search for hidden "gold," even when it seems hopeless to find it. Then celebrate when they find it!
- ▶ Receive a winged and wonderful Bible Memory Buddy.



LOCO MOTION GAMES



Walking Lightly



H.O.P.E. Ball



Tunnel Run



▶ At Rocky Railway VBS, the daily Bible Point is carefully integrated into each station's activities for unforgettable Bible learning. See how your station reinforces today's Bible Point.



DAY 2

Cam Track Skit

BIBLE POINT:

Jesus' power gives us hope.

LEADER: Yesterday our friend Cam Track was stranded up here by a rock slide. It was a big problem! I wonder if he and his crew were able to get all those rocks moved out of the way.

Cam enters, obviously bummed about something.

LEADER: Hey, Cam, I'm glad you stopped by! Give us an update on the rock slide.

CAM: Well, (*pretends to push and move huge rocks*) my crew worked, and I worked and worked and pushed and shoved and *finally* got all the boulders off the track. But they were so heavy that they'd damaged the track. Fixing *that* is a whole other problem! We're still stuck!

LEADER: I'm sorry, Cam. But it'll get fixed eventually.

CAM: Ummm...eventually is *not* okay! Do you know what this train is carrying?

LEADER: Hmmm, no.

CAM: This train is filled with M&M's. Do you know how much people *love* their M&M's? (*Begins calmly and gradually gets louder and more frantic.*) If we can't get down the mountain, then the M&M's won't get delivered; and if we don't deliver the M&M's, then people will get mad at us; and if they get mad at us, then they'll yell at us; and if they yell at us, then I'll get scared because I don't like it when people yell at me. So maybe it's better if we just stay up here on this mountain forever because then the angry people won't find me, but then...

Cam runs out of breath and collapses.

CAM: I guess I ran out of steam. (*Sighs.*)

LEADER: (*Fans Cam with a hat or bandanna.*) Wow, I'll say! (*Helps Cam stand.*) It may take a little while, but the track will get fixed. No one *here* is mad at you. You're with all these great friends who think you're pretty cool.

CAM: (*Shakes his head "no."*) This situation is hopeless! All I want to do is get on my train, blow the whistle, and chug away. *Cam acts as if he is pulling the whistle on a train and makes a sad "toot, toot" sound.*

PROPS & PREP

- ▶ hat or bandanna for Leader
- ▶ costume for Cam, such as overalls and a bandanna





LEADER: Cam, don't lose hope. **JESUS' POWER GIVES US HOPE. (Trust Jesus!)** Think about driving your train—go to your happy place. *(Stands next to Cam and has him close his eyes.)*

CAM: *(Smiles peacefully, murmuring)* Driving a train... happy place...ahhh.

Leader guides Cam in acting out "driving" the train up, down, and around as he or she talks.

LEADER: You're chugging along, over a bridge, up a hill, around a bend, and you go into a tunnel. It's dark right now *(Cam, with eyes still closed, looks worried and starts flailing his arms around blindly)* but if you look straight ahead, there's a light at the end of the tunnel. Do you see it? *(Cam gives a thumbs-up, looking happy again.)* Okay, open your eyes.

CAM: Wow! Now I really see it!

LEADER: That's hope. It's like the light at the end of the dark tunnel. When things seem dark or hopeless, **JESUS' POWER GIVES US HOPE. (Trust Jesus!)** So even though you're stuck here for a little while longer, there's hope!

CAM: It does make a lot of sense to hope in someone who won't let you down. Or get mad about M&M's. *(Spies something offstage in the direction of the train and points.)* Hey, you guys! I see what you're doing! Stop eating the M&M's! Put those back! *Leader looks where Cam is pointing and looks surprised.*

LEADER: Yikes! It looks like your crew is kinda hungry. Those M&M's may not be safe.

CAM: *(Runs offstage, waving his arms and shouting)* Stop! Wait, stop, you guys!

Permission to photocopy this resource from Group's Rocky Railway VBS granted for local church use. Copyright © 2020 Group Publishing, Inc., Loveland, CO group.com/vbs



SING & PLAY EXPRESS

Before Crews Steam Your Way...

- ▶ Set the Day 2 Bible Point Poster up front.
- ▶ Hang up God Sightings Poster 1 in a prominent area. Cut the sheets of Railroad Track Stickers into sets of five, making one set per Crew. Put a set of five Railroad Track Stickers into each Crew Bag. (This will last Crews for the entire week.)
- ▶ Practice with a volunteer who will blow up the balloon ahead of time but *not* tie it off. Your helper may want to pinch the neck of the balloon shut with a clothespin. On your cue, the helper will need to hand you the balloon without letting any (or very much) of the air escape.
- ▶ Thirty minutes before Rocky Railway is scheduled to start, begin playing the Sing & Play Express Music CD.
- ▶ Five minutes before Rocky Railway is scheduled to start, call all Crew Leaders up front for a huddle and a prayer.

A Powerful Welcome

As the kids arrive each day, have Crew Leaders remind them of their jobs. If new children are added to Crews or if the kids want to trade jobs each day, Crew Leaders can reassign the jobs and remind the children of their duties.

Say: **Welcome back to Rocky Railway! I'm [name], and I'm your conductor on this adventure. I'm so excited to help you sing, have fun, and learn how Jesus' power pulls us through every day!**



Lead everyone in singing "Your Power Will Pull Us Through." Words are on pages 85-86.

Getting Everyone Aboard

Say: **At Rocky Railway, we're imagining what it would be like to travel by steam train through the mighty, majestic Rocky Mountains. Those mountains go from waaaay up in Canada all the way down through New Mexico! That makes me wonder something!** Ask:

? **If you went up into the Rockies, what would you do there?**

DAY 2 SUPPLIES

- ▶ Day 2 Bible Point Poster*
- ▶ Day 2 Cam Track Skit script and props (optional)
- ▶ God Sightings Poster 1*
- ▶ Railroad Track Stickers* (5 per Crew and 1 for you)
- ▶ Watch for God Wristband*
- ▶ balloon with a face drawn on it
- ▶ small helium tank (just enough helium to fill 1 regular-size balloon)
- ▶ clothespin for pinching balloon shut

*available from Group Publishing or your Group VBS supplier

STAY ON TRACK

You need only a small amount of helium for the short demonstration in the "Learn Today's Bible Point" section. However, if helium is scarce in your area, simply skip the experience. It's a fun, visual way to explore and explain hope, but it isn't critical.



Share your own answer, such as go on a hike, photograph amazing wildlife, or jump in a mountain lake. Then take a few responses from the audience, repeating kids' answers into the microphone.

Say: **Wow! There are a lot of different things to do in the mountains...and on a train! If we were all on a train heading into the Rocky Mountains, we'd have one thing in common—we'd all be going in the same direction. Let's see what else you have in common.**

Huddle up with your Crew and take one minute to see if you can come up with five things your Crew members have in common. Maybe you all ate the same thing for breakfast or you're all wearing shoes with laces. When you've come up with five things, make a train whistle sound one time. Got it?

Play music for one minute while Crews huddle and get to know each other. Then sound the Train Whistle and take a few responses from Crews.

God made each of you different, but you found a lot of ways you're like your Crew friends. Let's sing a new song about a train we *all* want to be on!



Lead everyone in singing "This Train Is Bound for Glory." Words are on page 90.

Share God Sightings®

Say: **That song makes me so excited to get to heaven—where we'll spend forever with God. The Bible says there won't be any sadness or pain. We can only *imagine* how awesome heaven will be. But until then, we can look for evidence of God all around us—right here in [name of your community]!**

We can't see God, like we see [say some of the things on your set]. But we *can* see what God does! We call those God Sightings.

As a brief review of yesterday's Bible Point, share a God Sighting about something that helped you through a hard time. Maybe you saw a sunset that reminded you of God's power over sickness or a friend's hug comforted you through sadness.

As you share, move to God Sightings Poster 1, and add a Railroad Track Sticker to the dotted line.

God Sightings are sort of a way to give God credit for something only he could do! In your Crew bag, you'll find a set of Railroad Track Stickers. Crew Leaders, please take these out and hold them. Pause. Huddle up with your Crew, and take turns sharing something you've *touch*ed that only God could make.

STAY ON TRACK

Sharing your own God Sighting each day helps kids and adults make a personal connection with you, building important relationships. You'll also be modeling what God Sightings "look" like and will give Crew members time to identify what they'd like to share about the ways they've seen God at work.

Say: Crew Leaders, you share your God Sightings first, and then make sure everyone has a chance to share.

Crew Leaders, when everyone has shared, hold up your hand so I know your Crew has finished sharing. After a minute, sound the Train Whistle. Take the microphone around the room, and let several willing children share their God Sightings.

Let's celebrate our God Sightings by singing "Everywhere I Go," since we can see—and touch—evidence of God everywhere! As we sing, our Crew Leaders will each add one sticker to the path on the train map over there. Show leaders where the map is by putting *your* sticker on first. Be sure to put it on the dotted line at the beginning of the path.



CD TRACK 2 Lead everyone in singing "Everywhere I Go." Words are on page 87. While you sing, Crew Leaders will each add one sticker to the poster.

Learn Today's Bible Point

Say: Everywhere we go, Jesus' power pulls us through—no matter what twists and turns life has in store!

Let's try something. We'll imagine this balloon is you. Have an assistant bring you the balloon that's not tied off and carefully hand it to you. **You're full of joy and gladness and good things like** [say something that makes you happy]. Look out at the kids. **Wait, you don't look very full of happy stuff. Stand up and put your arms out so you're shaped more like this balloon.** Lead kids and leaders in standing up and putting their arms bowed out to the sides.

Call out things that fill you up with happiness and joy! Let kids call things out for about 10 seconds.

But life isn't always full of [repeat a few things kids said]. **We may feel sad.** Let a little air out of the balloon, and guide kids to lower their arms a little. **We may get discouraged.** Let more air out of the balloon, and have kids lower their arms to reflect the shape of the balloon.

And some days we may feel like there's just no hope at all! Let go of the balloon, and have kids imitate the silly motion and noise of the balloon before they sit down. Pick up the balloon and show kids. Ask:

? Think of a time your heart felt like this sad, empty, hopeless balloon. You won't share it out loud right now.

Briefly share about a time you felt hopeless, such as when you lost a job.




Say: That's why I'm so glad that **JESUS' POWER GIVES US HOPE.** (Trust Jesus!) Jesus doesn't just fill us with happy things. Jesus' power is deeper and stronger than that. The Bible says, "So be strong and courageous, all you who put your hope in the Lord!"

Jesus' power does this in us! Fill the deflated balloon with helium, then tie it off and let it rise. **JESUS' POWER GIVES US HOPE** (Trust Jesus!), and with hope, our hearts can fly!

Meet Bible Memory Buddy® Ava


Say: I wonder what amazing Bible Memory Buddy will help us remember that **JESUS' POWER GIVES US HOPE.** (Trust Jesus!)



 Play the "Day 2 Buddy Intro" from the Sing & Play Express Music DVD.

Ask a volunteer to hold up the poster of Ava. **Ava reminds us that Jesus' power fills us with hope, letting our hearts be light!** Point up at the balloon.

Let's learn a new song called "In You Alone" to remind us of what hope can do for us.

 **CD TRACK 6** Lead everyone in singing "In You Alone." Words are on page 91.

When the song ends, have Crew members spread their arms like wings and pat each other on the shoulders as they say, "[Name], Jesus' power gives you hope!"

Make announcements, remind Crews which groups they're in, and ask a Prayer Person to pray. Play music from the Sing & Play Express Music CD as Crews exit.



DAY 2

ROCKY WRAP-UP

Before Crews Steam Your Way...

- ▶ Make a panning pack for each Crew and one extra for your demonstration:
 - Wash and remove the labels from the bottles. Let the bottles air dry.
 - Cover the bottles with black duct tape, leaving three randomly placed, 2-inch-square windows uncovered. This will let kids see into the bottle but not see *everything*.
 - Fill each bottle half full with dirt or sand.
 - Use the cap of a bottle to measure a capful of gold glitter. Add the glitter to the bottle.
 - Put the cap on the bottle, and shake the bottle thoroughly to disperse the glitter.
 - Add more dirt to the bottle to make it three-quarters full.
 - Place the cap on the bottle, and seal it with duct tape.
- ▶ Set a panning pack next to each Crew sign and one up front.
- ▶ Place a small table up front, and cover it with a tablecloth.
- ▶ Make a gold-panning station on your table. Set out the headlamps, a pie pan, a bowl of sand, a pitcher of water, and a roasting pan. Cover the panning station with a tablecloth.



FIELD TEST FINDING

The insides of some of our bottles were damp. When we added the soil to them, the soil stuck to the sides of the bottles and we couldn't see through it! To solve the problem, we emptied and washed the bottles thoroughly and dried them with a hair dryer.

DAY 2 SUPPLIES

- ▶ Day 2 Bible Point Poster*
- ▶ 2 headlamps
- ▶ gold glitter (about 1 tablespoon per Crew)
- ▶ bag of potting soil, sand, or dirt
- ▶ black duct tape
- ▶ wide-mouthed plastic bottles with caps
- ▶ pie pan
- ▶ pitcher of water
- ▶ 1 copy of the "Hope Is Golden" skit on page 35
- ▶ enthusiastic volunteer or another Station Leader
- ▶ disposable roasting pan
- ▶ bowl
- ▶ small table and tablecloth
- ▶ tablecloth to cover the panning station
- ▶ Ava Bible Memory Buddy Cards* (1 per person)

*available from Group Publishing or your Group VBS supplier

FIELD TEST FINDING

Five middle school boys made the panning packs. After each pack was assembled, they checked to see if they could find gold in each one. They wanted Crew members to be able to find the gold but to work for it! As they were testing the packs, one boy exclaimed, "This is for VBS. We have to make sure it's *right!*"

STAY ON TRACK

Choose your most over-the-top, loves-to-be-silly, energetic volunteer for the “Hope Is Golden” section. In our field test, our Imagination Station Leader joined the Rocky Wrap-Up Leader for the “Hope Is Golden” skit. Her excitement and playfulness engaged the kids and made the skit super fun.



- ▶ Photocopy the “Hope Is Golden” skit, and give a copy to your volunteer. Practice the skit with your volunteer.
- ▶ See if the Spotlight VBS Leader has the Spotlight slideshow ready to go. Review the day with your teenage assistants so they know when to help lead singing and assist with media needs.
- ▶ Several minutes before Rocky Wrap-Up is scheduled to start, begin playing the Sing & Play Express Music CD. This will create a fun and inviting atmosphere as Crews enter your area.

Give a Powerful Welcome

Say: While we’re waiting for our Crews to get here, let’s sing “Power Shuffle.” When our friends hear us singing, they’ll know that Rocky Wrap-Up is about to begin.



CD
TRACK
4

Lead everyone in singing “Power Shuffle.” Words are on page 89.

Welcome to Rocky Wrap-Up! Let’s take a look at our Spotlight VBS show for today. I wonder who we’ll see on the screen. Let’s watch.



Play the Spotlight VBS show that was prepared during the day. After a rousing round of applause, move on to a quick review of the day.

Highlight God Sightings and Operation Kid-to-Kid™

Say: In our Spotlight show, we saw evidence of Jesus’ power in our lives—right here, right now. When you leave here today, look for more God Sightings. Train yourself to spot God’s love and power everywhere. And don’t forget to bring in your donations for Operation Kid-to-Kid. Families in Ecuador will see Jesus’ power in their lives when they get cuddly alpacas to give them fluffy fleece!

Review and Sing

Say: Today you discovered that **JESUS’ POWER GIVES US HOPE.** (Trust Jesus!)

Point to the Day 2 Bible Point poster of Ava. Say: **Our Bible Memory Buddy Ava the red-tailed hawk helps us remember that hope makes our hearts** (stretch out your arms like wings) **soar spectacularly!**

Let’s sing “In You Alone” to remember that our hope is in Jesus’ power!



Lead everyone in singing "In You Alone." Words are on page 91.

Bring Out the Buddies

Say: **Can I have a drumroll please?** Lead kids in patting their legs. **Crew Leaders, it's time to bring out the Buddies! Reach down and take Ava the red-tailed hawk, and hold on to those birdies...I mean Buddies.**

In a minute, you'll give one to each member of your Crew. Let's distribute the Buddies in a winged way.

Kids, extend your arms out the sides, like a majestic hawk's wings. Demonstrate how to hold your arms out like wings. **Wow, all you winged wonders barely fit in this nest!**

Crew Leaders, put a Bible Memory Buddy Card in each Crew member's "wing," or hand, while you say, "[Name], your heart has hopeful wings because of Jesus' power!"

Let kids punch out the Buddies and place them on their carabiners. Have kids attach the carabiners to their name badges, or hold open the Crew bag and have kids fly the carabiners and tags into their "nest" for safekeeping.

While kids are getting their Buddies, have your teenage assistants help you move the small table to the front and remove the tablecloth. Put on one of the headlamps.



FIELD TEST FINDING

We gave the task of "Buddy Wrangler" to an awesome middle school volunteer. Every day, she'd prep the Buddy Cards and put them by the Crew signs.

HOPE IS GOLDEN

Pan for Gold

LEADER: I'm so excited. Yesterday I read about the gold rush that happened here a long, long, loooooong time ago. People rushed on trains from far away to mine for gold in these mountains. They traveled here to find gold. They couldn't have found *all* the gold. (*Starts to sift through the sand.*) So I'm searching for sparkly specks of spectacular, shiny, special gold.

VOLUNTEER: (*Comes in singing "I've Been Working on the Railroad."*) Hey, what are you doing, [name]?

LEADER: Panning for gold.

VOLUNTEER: I don't think there's any left. You're wasting your time.

LEADER: I'm hopeful that I'll find some.

VOLUNTEER: Okay, but before you dig, (*motions to the headlamp*) what's the light for?

LEADER: Oh, my headlamp. It shines light on the dirt and helps me find the gold in the dirt and rocks.





VOLUNTEER: Can I wear one?

LEADER: Sure, if you help me look. *(Puts the extra headlamp on the volunteer. They look at each other and shout, "Bright light! Bright light!")* Let's look for the gold, not at each other!

Leader scoops sand into the pie pan and holds it over the roasting pan. Volunteer pours water into the pie pan, covering the sand. Leader swirls the water and sand around and into the roasting pan, pretending to pan for gold.

VOLUNTEER: No way! No! Way! I see some! We got gold! *(Grabs a tiny pretend piece of gold and does an over-the-top, super-silly happy dance.)*

LEADER: You looked closely when you found your gold. I'm going to keep looking. Hmmm. There has to be some more gold. *(Moves the sand around in the pan.)* Yes! I got gold! *(Does the happy dance.)*

VOLUNTEER: *(Out of breath and panting)* Panning for gold is such a rush. Oh, maybe that's why it was called the gold rush!

LEADER: This is so much fun. *(Motions to kids.)* Let's have our Crew friends try it.

Let Crews Search for Gold

Say: **Crew Leaders, in a minute you'll get the panning pack next to your Crew sign. Hold up a bottle so they can see what it looks like. Pass it around your Crew, and let each person search for gold.**

[Name of volunteer] and I will walk around and help you search. If we stop by your Crew and you've found gold, we'll all do the happy dance.

Crew Leaders, affirm the kids' search efforts as they search for and find the gold!

You have two minutes to search for gold, so be sure to pass the pack around your Crew so everyone has a chance to look for gold.

Spend two minutes running around the room and celebrating with Crews that found gold. Keep the interaction between you and the kids playful and upbeat.

Volunteer and Leader return to the front.

Sound your Train Whistle.

VOLUNTEER: That's the sound that keeps me on track. I have to run. *(Exits, singing "I've Been Working on the Railroad.")*

FIELD TEST FINDING

The leader and volunteer rushed to different parts of the room to celebrate with as many Crews as possible. Each time they found a Crew who found gold, the two shouted, "Got gold!" to each other. The back-and-forth interaction added another level of hilarity to the experience.

Permission to photocopy this resource from Group's Rocky Railway VBS granted for local church use. Copyright © 2020 Group Publishing, Inc., Loveland, CO group.com/vbs

Talk About It

Have Crew Leaders set the panning packs out of sight.

Say: **Shout out what you did to find your gold.** Take several responses, repeating them into the microphone so everyone can hear.

To find the gold, we had to search for it, look closely, change the way we looked, and ask a friend to help us.

Today we've been talking about hope. Let's make some cool connections. Think about what [name of volunteer] and I and you did to look for gold. Ask:

? How is looking for hope like what you experienced looking for gold?

Talk in your Crews. You'll have one minute.

After a minute, sound your Train Whistle, then hold up a panning pack.

Sometimes all we see is yuck, like this dirt. There doesn't seem to be much hope or good in the world. But **JESUS' POWER GIVES US HOPE! (Trust Jesus!) It feels amazing, special, and even golden when we find hope. But sometimes you have to keep your eyes open to find it. You have to move aside the yuckiness to see it. You have to shine Jesus' light into dark areas and look closely.** Ask:

? What do you think is the difference between living with hope and living without hope?

Divide the room in half. Point to one side of the room. Say: **This side of the room, you'll tell what life is like with hope.**

Point to the other side of the room. Say: **This side, you'll tell what life is like without hope.**

Ask:

? **What's life like with hope?** Repeat a few of the words you heard.

? **What's life like without hope?** Repeat a few of the words you heard.

We want our lives to be [shout some of the words kids used to describe life with hope]! That's one reason we're shining a light on God Sightings this week. When we see God in action—evidence that God is good—it gives us hope! Let's stand and sing "In You Alone." Our hope comes from Jesus!



Lead everyone in singing "In You Alone." Words are on page 91.



Say: Kids, let's give our Crew Leaders a big hug in an Ava kind of way. Spread your wings like Ava, and make a circle around your Crew Leader. When I say "go," you shout "Thank you!"

Shout "go" and have kids hug their Crew Leaders.

Come to the End of the Line

Say: Let's wrap up our day with one last celebration of Jesus' love and power. We'll sing "We Can Trust Him" because we can always hold on to Jesus' awesome power to get us through!



Lead everyone in singing "We Can Trust Him" (Psalm 33:4). Words are on page 94.

Say: It's been a rockin' day on the rails. Being your conductor is track-tastic! Before we put the brakes on our trip and say goodbye, Schedule Supervisors, help your Crew Leaders collect the name badges and Bible Memory Buddies and put them all in your Crew bag. And, kids, be sure to take home your Hope 'n' Hovers from Imagination Station. Allow at least a solid minute for these final wrap-up details. When Crews have finished collecting name badges and Bible Memory Buddies, have Crew Leaders raise their hands so you can have a visual of who's finished and who needs more time. Direct Crew Leaders to leave their Crew bags next to their Crew signs at the end of each VBS day.

Then make announcements, ask a Prayer Person to pray, and invite parents or babysitters to come forward to get their children. Play the Sing & Play Express Music CD as parents come to pick up their children. Thank God for an awesome second day at Rocky Railway.

Bible Story: Peter and John teach about Jesus. (Acts 3:1–4:31)

Bible Verse: “He gives power to the weak and strength to the powerless.”
(Isaiah 40:29)

Consider This...

- ▶ In the name of Jesus, Peter and John healed a lame man at the Temple gate. The man celebrated the miracle so loudly that a crowd gathered. Peter, making the most of this instant audience, stood up and boldly shared the good news of Jesus.
- ▶ The priests who heard Peter’s message were most likely Sadducees. Sadducees didn’t believe in the resurrection, nor did they believe in the existence of angels or spirits. These leaders also maintained loyalty to the Roman government and sought to maintain the status quo.
- ▶ At the time, most Jews could read and write, but few—if any—received rabbinical training. Such an education would have made them skilled at lengthy theological discussions. So when Peter and John boldly preached before the Sanhedrin (a crowd of highly trained priests), the judges marveled at their ability and noted that they must have been with Jesus.
- ▶ After Peter and John’s release from prison, the church gathered around them for prayer and praise. It’s interesting to note that they *don’t* pray for the persecution to stop but that God would give them the boldness to continue sharing the news of Jesus *in spite of* their suffering.



Why It Matters...

Like Peter and John, most kids at your VBS are ordinary and “untrained.” Speaking out about their faith can be intimidating, especially in the face of a culture that often feels “anti-Christian.” Many kids feel shy about praying before a restaurant meal, inviting a friend to church, or even mentioning Jesus in regular conversation. Other kids may feel unsure when it comes to showing Jesus’ love, playing with a new friend, or reaching out to someone who’s lonely. Today, give kids the chance to practice speaking about Jesus with ease and confidence. Provide opportunities for kids to daringly step out of their comfort zones. Bolster their bravery and cultivate a courageous faith, encouraging kids to rely on Jesus’ power to help them be bold.

DAY 3

BIBLE POINT: Jesus' power helps us be bold.

BIBLE STORY: Peter and John teach about Jesus. (Acts 3:1-4:31)

BIBLE VERSE: "He gives power to the weak and strength to the powerless." (Isaiah 40:29)

SING & PLAY EXPRESS

- ▶ Learn the Day 3 Bible Point and verse, and meet Bible Memory Buddy Sierra.
- ▶ Sing Rocky Railway songs.
- ▶ Share God Sightings, and add a Track Sticker to the poster.
- ▶ Encourage Cam to boldly take his train down a steep track.



BIBLE ADVENTURES

Celebrate with a healed man, then discover how Peter and John boldly shared Jesus...even if it meant a stay in jail!



CHEW CHEW SNACKS

Coal Crunch



KIDVID™ CINEMA

Lauren helps in a community food program, trusting Jesus' power to help her boldly step out, serve, and share Jesus' love.



IMAGINATION STATION

Watch as their Bold Blasters fly higher than expected, and know that Jesus' power helps them be bolder than they thought possible.



ROCKY WRAP-UP

- ▶ Who's in the spotlight today in Spotlight VBS?
- ▶ Take on a bold bridge-building challenge!
- ▶ Receive a purr-fect Bible Memory Buddy.



LOCO MOTION GAMES



Railway Waterway




Bold Bops



Alpaca My Bags

At **Rocky Railway VBS**, the daily Bible Point is carefully integrated into each station's activities for unforgettable Bible learning. See how your station reinforces today's Bible Point.



DAY 3

Cam Track Skit

BIBLE POINT:

Jesus' power helps us be bold.

LEADER: I heard some great news this morning! Cam and the crew fixed the tracks! Cam will finally be able to drive his train down the mountain and deliver all the M&M's! *(Leads kids in cheering.)*

Cam enters.

CAM: Did I hear my name? Are you guys talking about me? Are you *cheering* for me?

LEADER: We are! Aren't you excited to finally get your train down the mountain to make all the deliveries?

CAM: *(Obviously nervous.)* Oh yeah...uhh, totally. Can't wait. *(Voice trailing off)* Sooooo excited. *(Glances offstage and points suddenly.)* Look, a squirrel!

Leader looks where Cam pointed, and while he or she isn't looking, Cam ducks down behind part of the set. Cam peeks his head out, then ducks behind it again.

LEADER: Ummm...Cam? Where'd you go? Why are you hiding?

CAM: If you see the train conductor coming, can you tell him I...I went...ummm... Oh! Tell him I went to water my lawn!

LEADER: Cam, I don't know why you're hiding, but you might as well come out and tell us about it. *(Pulls Cam from behind the scenery.)* I'm pretty sure we'll figure out what's going on.

CAM: You're right... Maybe I should wear a disguise!

Cam grabs a leafy tree branch or some long grass and puts it under his hat to make it look like hair and holds a stick up to his top lip as if it were a mustache.

CAM: *(Speaking in a "disguised" voice)* What do you think?

LEADER: Unless you're disguising yourself as a tree, it's not going to work. Just tell us what's going on!

CAM: The conductor pointed out that before we go down the mountain, I have to go up and over a *really* steep mountain. Now he's trying to find me so we can get rolling. *(Gives a half-hearted fist pump.)* You know...full...steam...ahead.

PROPS & PREP

- ▶ leafy branch or grass
- ▶ small stick
- ▶ costume for Cam, such as overalls and a bandanna



FIELD TEST FINDING

Kids were so encouraging to Cam, clapping and cheering for him and telling him, "You can do it!"

LEADER: I thought that's what you wanted to do. Delivering the M&M's and all...

CAM: It is. It's just...I've never driven a train down such a steep mountain before. (*Acts out the motion of the train.*) I've gone up little hills, on long flat plains, around crazy curvy bends, over tall bridges...but I'm nervous about going (*points up*) up and then down such a steep mountain.

LEADER: (*Nods.*) Doing new things can take courage and boldness. That's why I'm glad I don't have to do those things alone. **JESUS' POWER HELPS US BE BOLD. (Trust Jesus!)** You don't have to face it with your own power! You can trust that the one strong enough to *make* the mountain is strong enough to help you get over it.

CAM: That sounds nice, but I'm still nervous.

LEADER: We have some songs that might give you the boldness to tackle this new challenge! They'll remind you that **JESUS' POWER HELPS YOU BE BOLD. (Trust Jesus!)**

CAM: Okay, that might help a lot. I'll stick around while you sing and remind me of Jesus' power (*takes a deep breath*), then I'll go tell the conductor I'm ready to go. Thanks, guys!

LEADER: We believe in you, Cam!

Cam can stay onstage while kids sing or join them in the audience. Then have kids wave and encourage him as he exits.

Permission to photocopy this resource from Group's Rocky Railway VBS granted for local church use. Copyright © 2020 Group Publishing, Inc., Loveland, CO group.com/vbs





SING & PLAY EXPRESS

Before Crews Steam Your Way...

- ▶ Download the “Trainspeak” video clip, and add it to your media presentation.
- ▶ Set the Day 3 Bible Point Poster up front.
- ▶ Add God Sightings Poster 2 next to God Sightings Poster 1 so the path lines up and Crew Leaders can continue the railroad tracks onto the second poster.
- ▶ Thirty minutes before VBS is scheduled to start, begin playing the Sing & Play Express Music CD.
- ▶ Five minutes before VBS is scheduled to start, gather Crew Leaders for a huddle and a prayer.

Welcome Everyone Aboard

Say: Welcome back, terrific travelers! Who’s on board for another adventure on the Rocky Railway? Pause. Here we’re discovering that Jesus’ power pulls us through, even when life gets a little off track. Let’s sing about that right now with “Your Power Will Pull Us Through.”



CD
TRACK
1

Lead everyone in singing “Your Power Will Pull Us Through.” Words are on pages 85-86.

Hearing you sing is one of my favorite sounds! I can tell you’re full of energy! You’re ready to go! You’re excited for the day ahead!

Did you know that trains talk to each other? Well, they don’t really talk, but they communicate. Listen to this, and see if you can guess what this train might be saying.

Play the “Trainspeak” clip. Then ask:

? What do you think the train said?

Take several responses from the group. Then say: **Three short blasts mean “The train is backing up.” Now take 30 seconds to come up with a train whistle pattern for your Crew. Then we’ll let a few of you share them with us!**

Allow 30 seconds for Crew members to come up with a sound or pattern for their Crews. Then call on a few willing Crews to perform their “trainspeak.”

DAY 3 SUPPLIES

- ▶ Day 3 Bible Point Poster*
- ▶ God Sightings Poster 2*
- ▶ Day 3 Cam Track Skit script and props (optional)
- ▶ “Trainspeak” video clip (from group.com/vbsTools)

*available from Group Publishing or your Group VBS supplier

DID YOU KNOW?

Although you get to let kids hear only one train signal, you may find kids asking about what some of their other signals are. Here’s a little more info:

- 1 long blast: The brakes are on. (This is used when the train is stopped.)
- 2 long blasts: I’m releasing the brakes and moving ahead.
- 4 short blasts: Repeat your signal.
- 2 long blasts, 1 short, 1 long: This train is approaching a signal crossing.

Share God Sightings®

Say: **We can use *all* our senses to find evidence of God. Yesterday I heard something that gave me hope.** Share your own God Sighting sound, such as thunder, children's laughter, or words of Scripture. As you share, add a Railroad Track Sticker to God Sightings Poster 2. Ask:

? **What's something you've *heard* that reminded you of God's power or joy or creativity?**

Crew Leaders, take out the Railroad Track Stickers. Pause. **Start by sharing your God Sighting first. Then let Crew members tell about something they heard that reminded them of God. Once all the Crew members have shared, Crew Leaders, hold up your hand so I know your Crew has finished sharing.** After a minute, sound the Train Whistle. Take the microphone around the room, and let several willing children share their God Sightings.



CD
TRACK
2

Lead everyone in singing "Everywhere I Go." Words are on page 87. As you sing, Crew Leaders will add stickers to the poster.

Introduce the Bible Point

Say: **Train whistles are big and bold because they have important messages to communicate. Sometimes God wants us to be bold, too!**

Give your own example of a time you need to be bold, such as praying with a friend who doesn't believe in God or confronting someone who's been a bully.

Sometimes we have to stand up for what we believe. We have to say things that are unpopular. We need to share what we believe about Jesus...even though no one else feels the same way. Being bold can be hard—but you're not in it alone! Our Bible Point today is **JESUS' POWER HELPS US BE BOLD. (*Trust Jesus!*) Let's celebrate Jesus' power with a strong song!**



CD
TRACK
4

Lead everyone in singing "Power Shuffle." Words are on page 89.



Meet Bible Memory Buddy® Sierra

Say: I wonder what bold Bible Memory Buddy will help us remember that **JESUS' POWER HELPS US BE BOLD.** (Trust Jesus!)



Play the “Day 3 Buddy Intro” from the Sing & Play Express Music DVD.

Ask a volunteer to hold up the poster of Sierra. Say: **Sierra is a mountain lion, and we have the purrrr-fect song to remind us to be bold like a mountain lion! This song uses the word *inhibitions*. Those are sort of like things that make us shy, or not bold!**



Lead everyone in singing “Lions.” Words are on page 93.

Make announcements, remind Crews which groups they’re in, and ask a Prayer Person to pray. Play music from the Sing & Play Express Music CD as Crews exit.





DAY 3

ROCKY WRAP-UP

Before Crews Steam Your Way...

- ▶ Make a train track for each Crew:
 - Cut one 4'x8" piece of Reynolds Freezer Paper for each Crew, plus one for the demonstration up front.
 - Use the Train Track Stamper and ink pad to make a train track down the center of each length of paper. It takes a few minutes for the ink to dry on the freezer paper, so stay on track and make your long paper tracks a few days ahead of schedule. When it's time for the experience, you'll be right on time.
 - Set the tracks aside to dry.
- ▶ See if the Spotlight VBS Leader has the Spotlight slideshow ready to go.
- ▶ Put the Sierra Bible Memory Buddies next to each Crew sign.
- ▶ Practice the Bridge Challenge and folding the long paper with your volunteers several times.
- ▶ Put the small table up front and cover it with a tablecloth.
- ▶ Put the two boxes, the 8½x14-inch sheet of paper, Windup Train, and long paper track under the table.
- ▶ Set one long paper track and Windup Train next to each Crew sign.
- ▶ Review the day with your teenage assistants so they know when to help lead singing and assist with media needs.
- ▶ Several minutes before Rocky Wrap-Up is scheduled to start, begin playing the Sing & Play Express Music CD.



DAY 3 SUPPLIES

- ▶ Day 3 Bible Point Poster*
- ▶ Windup Trains* (1 per Crew, plus 1 for you)
- ▶ 2 boxes of equal size, at least 18 inches high
- ▶ 1 sheet of 8½x14-inch copy paper
- ▶ Train Track Stamper* and ink pad from Imagination Station
- ▶ Reynolds Freezer Paper
- ▶ ruler
- ▶ scissors
- ▶ 4 volunteers to help you demonstrate how to fold and use the paper track
- ▶ 2 tablecloths
- ▶ small table
- ▶ Sierra Bible Memory Buddy Cards* (1 per child)

*available from Group Publishing or your Group VBS supplier

FIELD TEST FINDING

It's important to use the right paper. We tested three different types of paper to make the long tracks for each Crew. Most of them were too flimsy. The Reynolds Freezer Paper on a roll was the sturdiest. (We make the mistakes so you don't have to!)

Give a Bold Welcome

Say: Let's sing our theme song to signal that Rocky Wrap-Up is beginning. When other Crews hear our rockin' voices, they'll hit the rails and join us.



Lead everyone in singing "Your Power Will Pull Us Through." Words are on pages 85-86.

Welcome to Day 3 of Rocky Wrap-Up, terrific travelers. I hope you had *mountains* of fun today! Whisper one word that tells the most fun thing you did today. Pause while kids whisper. Lean forward and try to hear them, acting frustrated. **Wait, what? I can't hear you. Give a big, bold Rocky Railway shout about the most fun thing you did today.** Pause while kids respond, then draw attention back to yourself.



Watch the Spotlight Show

Say: That was powerful! Being bold can be hard, but you have Jesus' power on your side. Let's watch our Spotlight show to see all the fun you had! Play the show. **It looks like your day was exactly how you described it:** [repeat some of the things the kids shouted earlier].

Bring Out the Buddies

Say: Today we discovered **JESUS' POWER HELPS US BE BOLD.** (Trust Jesus!) Our Bible Memory Buddy Sierra is a mountain lion who sometimes likes to be quiet. And sometimes she boldly pounces! Hop up and pounce like a mountain lion—straight up in the air! Pause for kids to pounce, then let them sit down. Hold up your hands like claws or paws. **You are paws-atively the coolest cats!**

Crew Leaders, get those Sierra Bible Memory Buddies from your Crew signs, but hold on to them. Pause.

In a minute, you'll distribute a Sierra Buddy to each member of your Crew. As you do it, say the child's name and "**JESUS' POWER HELPS YOU BE BOLD!**" Kids, you'll respond by saying "Purrrr-fect!" with your best cat's purr.

When you get a Buddy, punch it out and put it on your carabiner.

Allow time for Buddies to be distributed and put on carabiners.

Everyone hold up your carabiner with your Sierra Buddy on it. Sometimes when we're shy, we say, "The cat's got your tongue." So *this* big cat can remind you to be big and bold! Allow time for the kids to clip the carabiners on their name badges.



Say: **Let's sing a song about our middle name—fearless!**



Lead kids in singing “Lions.” Words are on page 93.

Experience the Bridge Challenge

Have your helpers carefully bring out the small table, or move to where you've put it.

Say: **We're learning lots about trains, tracks, and trips at Rocky Railway. Sometimes trains take passengers through scenic tours of the mountains. It's gorgeous...but it's not flat like this table. The mountains have a lot of ups and downs, like this.**

Put the two boxes on the table in front of you to make two “mountains” with a “valley” in between.

Sometimes trains have to cross deep valleys to get from one place to another.

Hold up the Windup Train. Ask:

? **What do you think we could do to help this train cross the valley?** Take a few suggestions from the group.

When you design and build things, it's called engineering! Hey, wait...that's also what you call people who work on trains! Amazing! Engineers build bridges, skyscrapers, and theme parks!

Hold up a sheet of 8½x14-inch paper. **Let's try a little engineering and see how well *this* building material will make a bridge so my train can get across.**

This is just a regular piece of paper. Let's see what happens when we put it over the valley. What do you predict will happen when we put the train on the paper?

Balance the paper across the valley. **Hmmm...it looks like it's going to stay.** If the paper stays put, try to run the train across it. (If you can't get the paper to stay, continue the script.)

Uh-oh! Ask:

? **Why did this happen?** Take a few responses from the kids.

This bridge isn't strong enough. But it's all I have! I don't have wood or metal or anything bigger or better. So I think I'm going to have to change this paper to make it stronger. Ask:

? **What do you think we should do to the paper to make it stronger?** Have kids call out their ideas.





Say: Let's see what happens when we fold the paper. Fold each long side of the paper to the center and open it up. **Let's test to see if the bridge is any stronger.**

Set the bridge on the boxes so that about 1½ inches of the paper rests on each box. Wind up the train and put it on one end of the bridge. Pause as kids watch the train cross the valley. Ask:

? **Why was this time different?** Have kids call out their responses.

A few small changes made the paper strong enough to do something pretty surprising. We didn't add anything to the paper or glue it or anything. It turns out that *folding* the paper—even this little bit—starts to make a triangle. And triangles are actually *really* strong.

Let Crews Build Bridges

Say: Today we're learning that **JESUS' POWER HELPS US BE BOLD. (Trust Jesus!)** Help me finish this sentence: **Someone who's bold is...** Kids might say things like strong, brave, or unafraid.

Hold up the sheet of 8½x14-inch paper. **Maybe you don't feel** [repeat some of the words kids called out]. **But Jesus' power can change something inside of us—sort of like the fold changed and strengthened the paper.**

Let me show you what I mean.

Invite your volunteers to come forward and demonstrate as you talk.

Crew Leaders, grab the long track that's next to your Crew sign. Watch what you'll do in just a minute.

Have volunteers stand in a straight line facing the kids. Take the 4'x8" piece of freezer paper and hand it to your volunteers. Volunteers will rest the track on the palms of their hands so it is in a straight line.

Help your Crew members rest the track on the palms of their hands so they're holding it in a straight line. Pause. **As you hold your paper, think of a time or place it's hard for you to be bold about Jesus.** Share your own example, then give kids a few seconds to silently think of their own examples. Then lead kids in prayer.

Pray: **Jesus, sometimes we feel weak when it comes to standing up for you or talking about you. Wrap your power around us and help us be bold. Amen.**

STAY ON TRACK

Keep your tracks flat! During the demonstration up front, be sure the boxes for each mountain are the same height. When Crews hold their long tracks, remind kids to place their palms at the same height and equally distant from each other. For this experience, a flat track is a fast track!

Say: Crew Leaders, in a minute you'll help your Crew friends fold the long sides of the paper, crease it, and open it up. But let us show you how to do it first. We don't want you to get sidetracked!

Have your volunteers demonstrate holding the long edge of the track and creasing it about one finger's-length. Once the crease is made, have volunteers strengthen the crease by going over the fold. Instruct volunteers to flip the paper to the opposite edge and repeat the steps.

Okay, now that you've seen what to do, you're ready to do it. Make your tracks. When your track is ready, say "Choo choo!"

Direct Crews to fold their tracks, and allow a minute for them to do so.

Crews, stand and hold your tracks. Crew Leaders, confirm your Crew members are holding the tracks flat on their palms and at the same height. No hills on this bridge! Allow a few seconds for Crew Leaders to check.

Hold up your train and demonstrate with your volunteers up front as you talk.

Crew Leaders, grab the train next to your Crew sign. Wind it up as far as you can, and hold it. Kids, shout "All aboard!" while Crew Leaders put the train on the track. Let's see what happens. Allow time for the trains to travel down the tracks.

Congratulations, engineers! By working together, you kept the train on track! When we share Jesus' power with our friends, they can be bold too. JESUS' POWER HELPS US BE BOLD. (Trust Jesus!)

Direct Crew Leaders to collect the tracks and trains and put them next to their Crew signs.



CD TRACKS

Lead kids in singing "This Train Is Bound for Glory." Words are on page 90.



Highlight God Sightings and Operation Kid-to-Kid

Say: Because of Jesus, there's a glorious place waiting for us in heaven! But we can see glorious evidence of God's love all around us even now! Some of you are being bold by giving your money for Operation Kid-to-Kid. You're choosing to give so kids waaaaay down in Ecuador can have a better life!



Say: You're being God Sightings to families, giving them hope through a hard time. When you leave here today, remember to look for God Sightings—they're ways Jesus' power is happening right here and now! And bring in your donations for Operation Kid-to-Kid so we can be God Sightings to families all the way in Ecuador! Let's sing a song about doing service for Jesus our King.



Lead kids in singing "Power in the Blood." Words are on page 88.

Come to the End of the Line

Say: Thanks for making this train journey in the Rockies rock! I'm looking forward to departing this depot with you tomorrow. Before we say goodbye, Schedule Supervisors, help your Crew Leaders collect the name badges and put them all in your Crew bag. And, kids, be sure to take home your amazing **Bold Blasters from Imagination Station**. Allow at least a solid minute for these final wrap-up details. When Crews have finished collecting name badges and Bible Memory Buddies, have Crew Leaders raise their hands so you can have a visual of who's finished and who needs more time. Direct Crew Leaders to leave their Crew bags next to their Crew signs at the end of each VBS day.


Then make announcements, ask a Prayer Person to pray, and invite parents or babysitters to come forward to get their children. Play the Sing & Play Express Music CD as parents come to pick up their children. Thank God for an awesome third day at Rocky Railway!

Bible Story: Jesus' death and resurrection. (Matthew 26:17–28:10)

Bible Verse: “The Spirit of God, who raised Jesus from the dead, lives in you.”
(Romans 8:11)

Consider This...

- ▶ The Passover meal shared between Jesus and his disciples commemorated God's miraculous provision for his people centuries earlier. In this traditional celebration, Jews remembered the sacrificial lamb, whose blood (marked on their doorposts in Egypt) saved them. How appropriate that Jesus—our sacrificial lamb—completes his work on earth with such a symbolic event.
- ▶ In Jesus' culture—and in some Middle Eastern cultures today—eating together equaled friendship. Scholars equate sharing a meal with trust and intimacy, adding weight to Jesus' comment to Judas: “One of you who has just eaten from this bowl with me will betray me” (Matthew 26:23).
- ▶ The Roman government had deprived the Sanhedrin of the right to carry out most capital punishments. Therefore, even though the chief priests and elders found Jesus guilty, they had to turn him over to Pilate for execution.
- ▶ At Jesus' death, Matthew 27:51 records that “the curtain in the sanctuary of the Temple was torn in two, from top to bottom.” There were actually two curtains in the Temple. One divided the Most Holy Place from the Holy Place; the other separated the Holy Place from the court. Matthew doesn't specify *which* curtain tore, but a rending of either one would symbolize changes between God, ritual law, and humanity.
- ▶ Even Jesus' followers found his resurrection hard to believe! Matthew 28:17 tells us, “but some of them doubted!” Yet Jesus eased their doubts by appearing to them repeatedly over 40 days (Acts 1:3; 10:40-41).



Why It Matters...

Death is an uncomfortable—and even scary—topic for children *and* adults. Even though we don't like to talk or think about it, it's likely that most kids will experience the death of a pet, friend, or relative. That's why it's critical that we help children understand the hope we have through Jesus. Even though death may mean the end of *this* life, kids can celebrate the astonishing promise of eternal life with Jesus. Use today's lesson to help children understand their need for Jesus. Guide them as they discover that through Jesus' miraculous power, we can live forever in heaven.

DAY 4

BIBLE POINT: Jesus' power lets us live forever.

BIBLE STORY: Jesus' death and resurrection.
(Matthew 26:17-28:10)

BIBLE VERSE: "The Spirit of God, who raised
Jesus from the dead, lives in you."
(Romans 8:11)

SING & PLAY EXPRESS

- ▶ Learn the Day 4 Bible Point and verse, and meet Bible Memory Buddy Finn.
- ▶ Sing Rocky Railway songs.
- ▶ Tell about God Sightings, and add another Track Sticker to the poster.
- ▶ Learn how Cam's train ran out of fuel, and discover that our lives can be "powered up" forever because of Jesus.



BIBLE ADVENTURES

Use Velcro and hearts to explore God's plan for a forever friendship with us, then experience Jesus' sacrificial, loving forgiveness.



CHEW CHEW SNACKS

Crunchy Crossbuck



KIDVID™ CINEMA

Isaac was sad when his brother, Joel, died. Today Isaac finds Jesus' strength through dance, and he dances to celebrate Joel's life forever in heaven!



IMAGINATION STATION

Decorate and play with Perpetual Papers, and be reassured that Jesus' love for them will never end.



ROCKY WRAP-UP

- ▶ Enjoy today's Spotlight VBS.
- ▶ Participate in a moving drama, as Jesus makes a way for us to live with him forever.
- ▶ Receive a finn-tastic Bible Memory Buddy.



LOCO MOTION GAMES



Mumble Hum Message



Cross the Divide



Celebrate the Victory

At **Rocky Railway VBS**, the daily Bible Point is carefully integrated into each station's activities for unforgettable Bible learning. See how your station reinforces today's Bible Point.



DAY 4

Cam Track Skit

BIBLE POINT:

Jesus' power lets us live forever.

LEADER: Hey, friends! I heard that yesterday our friend Cam was *finally* able to drive his train up and over the mountain. (*Leads kids in cheering.*) He probably won't be back for a few hours, so we'll have to ask him about it later.

Cam enters from the back of the room looking very disheveled and out of breath. He has black "coal" smudges on his face and clothes and is using a stick to help him wearily walk. He stumbles onto the stage.

CAM: (*Breathlessly*) I'm here! I made it! (*Collapses on stage.*)

LEADER: What happened to you? Traveling on a train isn't supposed to be this tiring...is it? Doesn't the train do all the work? (*Helps Cam up, attempting to brush off his clothes.*)

CAM: Everything went great! We made it over the mountain and delivered the M&M's. (*Raises arms triumphantly.*) Everyone was sooooo happy! Then we turned the train around and headed back to this station. That's when I started thinking about how great it would be if I got here even faster.

LEADER: Awww...did you miss us?

CAM: Of course! (*Gives a weary high-five to the Leader.*) But...to get the train to go faster, we had to make more steam.

In order to do *that*, we had to make the furnace hotter; and in order to do *that*, we had to put in more coal. So there we were, on the train, adding in more coal. (*Uses his walking stick as a "shovel," pretending to shovel coal into an engine.*)

It wasn't enough, though, so we added more coal! (*Shovels faster.*) But it still wasn't fast enough, so we added *more coal!* (*Shovels frantically.*) More and more and more! And then...

LEADER: (*Excited*) You made it back *super fast*?

CAM: (*Wipes his brow and sighs.*) We ran out of coal.

LEADER: Ooooh. That sounds frustrating. And tiring!

PROPS & PREP

- ▶ walking stick for Cam
- ▶ washable black marker to make "coal" smudges on Cam's face and clothes
- ▶ costume for Cam, such as overalls and a bandanna





CAM: Yeah! Just when I thought we were going to make it, the engine stopped. (*Pretends to come to a noisy, screeching halt.*) We were miles away from here. I hiked to get help while the rest of the crew stayed with the train.

LEADER: Well, I guess everything comes to an end at some point. Coal runs out. Trains stop. Parties end. People graduate from school. Grown-ups retire. Ending is a part of life.

CAM: Wow...not the most encouraging thing you've ever told me.

LEADER: Let me finish! Today my friends and I are learning that **JESUS' POWER LETS US LIVE FOREVER!** (*Trust Jesus!*) Thanks to Jesus, life can continue forever—it'll never end or run out!

CAM: Wow! That is the most encouraging thing you've ever told me!

LEADER: See, I just needed to end my story.

CAM: But I've never known anyone who lived forever.

LEADER: Then it sounds like you need to hear more about Jesus, Cam. I'm happy to tell you all about him because he's my forever friend!

CAM: Let me find a train that can go rescue the rest of my crew, but then I want to come back and hear everything you have to say! (*Starts to leave.*)

LEADER: I'll be right here waiting...forever!

CAM: (*Waves.*) See you later, guys! I'll be back soon!

Permission to photocopy this resource from Group's Rocky Railway VBS granted for local church use. Copyright © 2020 Group Publishing, Inc., Loveland, CO group.com/vbs



DAY 4

SING & PLAY EXPRESS

Before Crews Steam Your Way...

- ▶ A few days before VBS, make a Never-Ending Bottle, using the instructions in the box below.
- ▶ Practice using the Never-Ending Bottle along with the script.
- ▶ Fill your Never-Ending Bottle with water.
- ▶ Set the Day 4 Bible Point Poster up front.
- ▶ Hang God Sightings Poster 3 next to God Sightings Poster 2 so the paths line up.
- ▶ Review the day with your assistants so they know when to help lead singing and assist with media needs.
- ▶ Thirty minutes before VBS is scheduled to start, begin playing the Sing & Play Express Music CD.
- ▶ Five minutes before VBS is scheduled to start, gather with Crew Leaders for a huddle and a prayer.

Making a Never-Ending Bottle

- ▶ Insert an 11-inch length of ½-inch PVC pipe into a clean, empty 2-liter bottle. The top edge of the pipe should be flush with the lip of the bottle. Hot glue around the rim to seal the pipe and the bottle rim.
- ▶ Use a small nail or thumbtack to make a hole near the top of the bottle, as shown. This hole needs to be small enough that your finger can cover it easily and should be located at a place that allows you to hold the bottle with one hand naturally.
- ▶ Spray paint the bottle black (or use any dark-colored paint) so no one can see the tube inside the bottle.



Practice using the Never-Ending Bottle for the “Introduce the Bible Point” section of today’s lesson. You can also see a demonstration at group.com/vbsTools.

DAY 4 SUPPLIES

- ▶ Day 4 Bible Point Poster*
- ▶ God Sightings Poster 3*
- ▶ Day 4 Cam Track Skit script and props (optional)
- ▶ clean, empty 2-liter bottle
- ▶ ½-inch PVC pipe (approximately 11 inches long)
- ▶ black spray paint
- ▶ hot glue gun and glue sticks
- ▶ small nail or thumb tack
- ▶ large bowl for catching water
- ▶ clear 9-ounce cup
- ▶ water
- ▶ teakettle

*available from Group Publishing or your Group VBS supplier

FIELD TEST FINDING

Day 4 is full of emotive experiences that we wanted our leaders to be prepared for. In particular, the KidVid story features Isaac, whose brother died several years ago. While Isaac’s story is sad, he’s full of hope and joy as he looks forward to seeing his brother in heaven. The huddle and prayer was the perfect time to give leaders a heads-up about the story and the reassurance that they don’t need to have all the answers. We found this was a great opportunity to encourage leaders to be listeners, first and foremost.

FIELD TEST FINDING

Our staff and Crew Leaders came away from today with the overwhelming sense that the activities, conversation, and Bible Point made death seem less scary for kids. We treated death as a part of life (the “end of the line”) and the hope of *eternal* life a precious gift through Jesus!

Welcome Everyone Aboard

Say: **Welcome back to Rocky Railway! We’re on track for another incredible day! Let’s start the fun by singing “Your Power Will Pull Us Through.”**



Lead everyone in singing “Your Power Will Pull Us Through.” Words are on pages 85-86.

We’ve been imagining what it’s like to be on a steam engine, traveling through the massive Rocky Mountains. It takes a lot of power to pull heavy train cars through those steep, winding mountains!

Hold up the teakettle. **Earlier we talked about how the same steam that makes this kettle whistle can give a train the power to pull a whole line of train cars. That makes me wonder, what else is powered by steam? So I did some research!**

Some power plants use steam—and they give power to entire cities! A long time ago, steam powered tractors, cars, and ships. Steam can create a lot of power!

Hold up your Bible. **Today we’re talking about God’s Son, Jesus, and the awesome, huge, bigger-than-death power he has. There’s a verse in the Bible that reminds us that the same mighty, awesome, unbelievable power that brought Jesus back to life lives inside of us! Wow! We’ll talk more about that, but let’s sing about it.**



Lead everyone in singing “The Same Power.” Words are on page 96.

Share God Sightings®

Say: **We’re talking a lot about big, strong, powerful things. It’s easy to look at mountains or oceans and say, “That’s so big and awesome; our big and awesome God made that!” But some of our God Sightings are of tiny things.** Share a small God Sighting you’ve experienced, such as how an ant can lift more than its body weight or seeing a newborn baby. Point out that even those small things can show God’s big, bold power. As you share, add a track sticker to God Sightings Poster 3.

Crew Leaders, take out your Railroad Track Stickers. Pause. **Now tell about a small thing that has reminded you of a characteristic of God—something that God would do. Then go around your Crew and let each Crew member share. You have 60 small seconds!**

Allow a minute, and then take the microphone around the room and let several willing children share their God Sightings.

Say: **God is so big that he can be everywhere at once. But he also cares about the tiniest creature. Let's celebrate our awesome God by singing "Everywhere I Go."**



Lead everyone in singing "Everywhere I Go." Words are on page 87. Crew Leaders will add the Railroad Track Stickers to the God Sightings Poster while kids sing.

Learn the Bible Point

Say: **If you traveled on a train, your trip would have a beginning and an end. Life is like that, too. We all begin when we're born, and our lives end when we die. Let's look closer at that for a minute.**

Bring out your Never-Ending Bottle, a bowl to catch water, and a clear cup.

Let's imagine this water is life. Pour a little into the cup, then straighten the bottle vertically, as if you're finished pouring. When you do, lift your finger from the hole (kids won't notice this). Then press your finger against the hole again as you pour a little more water into the cup. *You'll straighten the bottle, lift your finger from the hole, then cover the hole with your finger each time you add water to the cup.*

You're born. Pour more water into the cup, then straighten the bottle.

You go to preschool. Pour more water into the cup, then straighten the bottle.

You go to elementary school. Pour more water into the cup, then straighten the bottle.

Then you go to college. Pour more water into the cup, then straighten the bottle.

You pay taxes. Pour more water into the cup, then straighten the bottle.

You work a really, really long time. Pour more water into the cup, then straighten the bottle.

You have grandkids. Pour more water into the cup, then straighten the bottle.

But at some point, your life comes to an end. It runs out.

There is no more. Tip the bottle so it's upside down, and shake it, as if it's empty. (Be sure to keep your finger over the hole the entire time the bottle is upside down.)



Say: **When we think about the end of life, it can make us feel really sad. But Jesus' power is amazing! With Jesus' power, we can have a life in heaven that goes on** (pour more water, straighten the bottle, release the hole, then replace your finger) **and on** (pour more water, straighten the bottle, release the hole, then replace your finger) **and on!** Pour more water, straighten the bottle, release the hole, then replace your finger. It's okay if the cup overflows! **That's our Bible Point today!**

JESUS' POWER LETS US LIVE FOREVER! (Trust Jesus!) Our life on earth will end, but because of Jesus, we can have the power to live with him in heaven forever. Set down the bottle.

To make that happen, Jesus had to give up his own life by dying on a cross. You'll hear more about that later, but let's sing about that cross and what it means to us.



CD
TRACK
9

Lead everyone in singing "The Old Rugged Cross."
Words are on page 95.

Meet Bible Memory Buddy® Finn

Say: **Hmmm...I wonder who will help us remember that JESUS' POWER LETS US LIVE FOREVER. (Trust Jesus!) Let's find out!**



DVD

Play the "Day 4 Buddy Intro" from the Sing & Play Express Music DVD.

Ask a volunteer to hold up the poster of Finn. Say: **Finn is a finn-tastic—and surprising—reminder of Jesus' power and love. Put your hands together like this.** Demonstrate how to put your palms together. **This is our bubbly Buddy, Finn!** Move your hands like a swimming fish. **Give a Crew friend a fishy five, like this.** Walk to a child and gently bump the back of your hand "fish" against the child's. As you do, say: **You're going to have a finn-tastic day at Rocky Railway!** Give kids 30 seconds to do the same within their Crews.

Make announcements, and then ask a Prayer Person to pray. Play music from the Sing & Play Express Music CD as Crews exit.



DAY 4

ROCKY WRAP-UP

Before Crews Steam Your Way...

- ▶ Visit group.com/vbsTools to watch the video of how to make the black train tracks, buffer stop, and cross.
- ▶ Set up two sets of PVC gutter “train tracks” in a straight line across your stage, then leave a 5-foot gap between them.
- ▶ Place X-shaped “buffer stop” at the end of the first set of tracks and at the beginning of the gap. Lean the buffer stop against a Crew sign stand or music stand to stabilize it. The X should face the leader as he or she walks along the tracks, but be slanted a bit toward the audience.
- ▶ Have “Jesus” practice dismantling the buffer stop, turning the X into a cross and placing it on the stand.
- ▶ Practice dismantling the cross and setting the tracks on the floor to fill the gap.
- ▶ Put a washable black marker next to each Crew sign.
- ▶ Position the spotlight so it will illuminate the X and Jesus.
- ▶ This is a powerful closing, so it’s worth practicing it several times with “Jesus” and your media team. Pray together before you begin, asking God to prepare the hearts of kids who will participate in the moving drama. Remember to dim the lights, have “Jesus” enter, and play the music on cue.
- ▶ Put Finn Bible Memory Buddy Cards near each Crew sign.
- ▶ Select a Crew to come forward and hold up the Bible Point Posters.
- ▶ Review the day with your teenage assistants so they know when to help lead singing and assist with media needs.
- ▶ Several minutes before Rocky Wrap-Up is scheduled to start, begin playing the Sing & Play Express Music CD. This will create a fun and inviting atmosphere as Crews enter your area.

DAY 4 SUPPLIES

- ▶ Days 1-4 Bible Point Posters*
- ▶ black washable markers (1 per Crew)
- ▶ black PVC cross/buffer stop
- ▶ four 5-foot sections of PVC gutter painted black
- ▶ bungee cords
- ▶ drill
- ▶ saw
- ▶ small hooks
- ▶ portable spotlight (optional, if your space doesn’t have overhead spotlights)
- ▶ extension cord for spotlight (optional, if your space doesn’t have overhead spotlights)
- ▶ Bible-times costume for “Jesus”
- ▶ volunteer to portray Jesus
- ▶ Finn Bible Memory Buddy Cards* (1 per child)

*available from Group Publishing or your Group VBS supplier



Buffer stop

cross

Watch the Spotlight Show



CD
TRACK
5

Welcome Crews and lead them in singing “This Train Is Bound for Glory” to begin your Rocky Wrap-Up. Words are on page 90.

Say: **I’m super excited to see our spectacular Spotlight VBS show. Who do you think will be in the spotlight today? Let’s find out!**



Play the Spotlight VBS show that was prepared during the day. After a round of applause, move on to a quick review of the day.

Review and Sing

Say: **It’s time for a rockin’ railway review. Today you discovered that JESUS’ POWER LETS US LIVE FOREVER. (Trust Jesus!)**

Point to the Bible Point poster of Finn. **Our Bible Memory Buddy Finn is a *finn-tastic*, friendly fish who reminds us of Jesus’ power and love. Let’s sing “Power in the Blood.” This song helps us remember Jesus’ power over death and the joy we’ll have in heaven.**



CD
TRACK
3

Lead everyone in singing “Power in the Blood.” Words are on page 88.

Give a Cheer

Say: **Your joy gives me hope! I heard that you made up some cool Crew cheers today in Games. Let me choo-choo-choose a few Crews to share!**

Call on any willing Crews to share the team celebrations they came up with in Games.

Bring Out the Bible Memory Buddies

Have the preselected Crew members come forward and hold up each of the Bible Point Posters as you mention the Buddies’ names.

Point to each Bible Point Poster. **We’ve met Ramsey, Ava, Sierra, and Finn—four friends who’ve helped us remember our Bible Points. It’s time to add Finn, the *finn-tastic* fish, to the bunch. Leaders, grab the Finn Buddies from your Crew signs, and get ready to hand one to each member of your Crew.**

This morning we gave fishy fives like this. Demonstrate how to put your palms together to make a wiggly fish, then tap the back of another “fish.”



Say: **This time, you'll get your Buddy as you get a fishy five. Crew Leaders, put a Buddy Card between your palms, give someone a fishy five, and say the person's name and "You're finn-tastic!" Then give the card. Kids, once you get your Buddy, punch it out and put it on your carabiner.**

Crew Leaders, when everyone in your Crew has their Buddies on their carabiners, make fishy faces so I know you've finished.

Pause while kids get their Buddies.



Then lead Crews in singing "The Same Power." Words are on page 96.



Step Toward the End of the Line

Say: **We've been exploring trips and trains with tons of fun on the Rocky Railway.**

All train journeys have a beginning and an end.

Walk to the beginning of the track on the floor, and point to the end with the X.

Passengers get on the train, the conductor shouts "All aboard!" and their journey begins. Trains make stops along the way so passengers can go sightseeing and do fun things. Eventually the train reaches the end of the journey.

A buffer stop, kind of like this big X, is placed at the end of the track to indicate the end of the line. Point to the buffer stop. This means the train journey has to end. With no more tracks, there is no way for the train to continue.

Our life journey is a lot like a train journey.

Every life has a beginning (point toward the beginning of the track) **and an end.** (Point toward the buffer stop.)

Crew Leaders, draw a short line on the back of each Crew member's hand and say, "Every life has a beginning and an end." Pause.

As you lead the following section, walk between the tracks and take small steps forward toward the buffer stop.

At the beginning of our journey, we're born.

Call out some of the things you've done since your life began. You can include some special things or not-so-special things that you remember. For example, when you were a toddler, you learned to crawl.

Have kids call out, as you take a few small steps closer to the buffer stop.

Crew Leaders, your turn. Call out things that have happened



FIELD TEST FINDING

One grandma sitting with our staff at the back of the room leaned over with a twinkle in her eye and a smile, chuckling and saying, "I'm not sure I like where this is going! I'm near the end of the line."

FIELD TEST FINDING

We had Crews stay seated while they sang "The Old Rugged Cross" so they could see "Jesus" enter. It made a huge difference. As "Jesus" passed each row of Crews, Crew members' eyes popped open and their jaws dropped. They were truly awestruck!

FIELD TEST FINDING

Timing counts. Have "Jesus" practice entering the room, dismantling the cross, and standing in front of it while "The Old Rugged Cross" plays. Ideally, he should stand in front of the cross for *only* the last 20-30 seconds of the song.

KID QUOTE

“After one Crew Leader finished making the cross on her Crew members' hands, a little girl asked, "What about your cross? You need a cross, too!" Jesus' power is for everyone!”

in your life since you were born. For example, you went to high school.

As Leaders call out life events, take a few steps.

We get jobs. We pay taxes. Then we get older and have grandkids. Maybe we stop working every day. We may go on trips and take our grandkids to VBS.

Eventually we slow down a bit. And after *all* those wonderful moments, our lives end. Every life journey ends. You should be standing directly in front of the buffer stop.

It can't continue. It can't move forward. A train without a track can't move forward. It would crash or derail. Our lives can't go on forever without Jesus. We're at the end of the line. Point to the buffer stop. **Only Jesus could remove this barrier.**

Experience the Drama of the Cross

Say: **Please stay seated while we sing "The Old Rugged Cross."**

Darken the room. Have one of the teenage assistants turn on the spotlight directed at the buffer stop.



CD TRACK 9 Lead everyone in singing "The Old Rugged Cross." Words are on page 95.



While kids are singing, "Jesus" enters from the back of the room and walks to the buffer stop. He dismantles the X and turns it into a cross. Then "Jesus" will place the cross on the stand and stand in front of it with his arms extended until the song ends.

Jesus died on the cross for you and me. Jesus' power over death lets us live forever with him. The Bible says, "The Spirit of God, who raised Jesus from the dead, lives in you."

Leaders, turn back to your Crew members. Add another line to the one you drew to make a small cross on each person's hand. As you draw, say the person's name and "Jesus' power lets you live forever."



CD TRACK 19 Play the instrumental version of "The Old Rugged Cross" while Crews Leaders make the crosses and affirm the kids.

Let's pray. Put your hand with the cross in the center of your Crew. "Jesus" can exit quietly while kids are huddled and praying.

Pray: **God, we thank you for Jesus and for the power of the cross. Thank you for loving us enough to make a home in heaven for your friends. We love you. In Jesus' powerful name, amen.**

Turn on the lights and turn off the spotlight.

Say: **Jesus made a way for life to go on—the journey to go on—forever.** Dismantle the cross and place the two pieces of PVC track on the floor to fill the gap between the two sets of tracks.

There's no gap between these tracks anymore, and because of Jesus, there doesn't need to be a gap between heaven and us. Continue walking on the tracks toward the other side of the stage. **There are greater things in store for us in heaven—the place we can spend forever with Jesus.**

Remember Operation Kid-to-Kid

Say: **Jesus' power is for all of us here and our friends faraway in Ecuador. When you bring in your donations for Operation Kid-to-Kid, you'll be God Sightings to kids and families in Ecuador when they receive alpacas—animals that only a powerful God could make!**

Come to the End of the Line

Say: **It's time to wrap up our trip for today. We'll be back on track for more adventures tomorrow.**

Before we say goodbye, Kit Carriers, help your Crew Leaders collect the name badges and Bible Memory Buddies and put them all in your Crew bag. And, kids, be sure to take home your Perpetual Papers from Imagination Station. Allow at least a solid minute for these final wrap-up details. When Crews have finished collecting name badges and Bible Memory Buddies, have Crew Leaders raise their hands so you can have a visual of who's finished and who needs more time. Direct Crew Leaders to leave their Crew bags next to their Crew signs at the end of each VBS day.

Then make announcements, ask a Prayer Person to pray, and invite parents or babysitters to come forward to get their children. Play the Sing & Play Express Music CD as parents come to pick up their children. Thank God for an awesome fourth day at Rocky Railway!

FIELD TEST FINDING

To stay on track, we had two teenage assistants help the leader push the tracks back together.



Helping Children Follow Jesus

During the week, if you sense that a child might like to know more about what it means to believe in Jesus, give this simple explanation:

God loves us so much that he sent his Son, Jesus, to die on the cross for us. Jesus died and took the punishment for all the wrong things we do. But Jesus is stronger than death, and he came back to life! Jesus wants to be our friend forever. When we ask him to, he'll take away the wrong things we've done and fill our lives with his love. Jesus will always be with us and will help us make the right choices. When we believe in Jesus and ask him to forgive us, someday we'll live with him forever in heaven.

Be sure to share the news of the child's spiritual development with his or her parent(s).

Bible Story: The church is united. (Acts 2:42-47; 4:32-35)

Bible Verse: “Love each other in the same way I have loved you.”
(John 15:12)

Consider This...

- ▶ The book of Psalms mentions prayer more than 60 times—more than any other section of Scripture. The book of Acts comes in second, recording the importance and occurrence of prayer about 34 times. Clearly, the early church relied on prayer for hope, communion, healing, provision, and unity. Communication with God became a critical part of their community.
- ▶ Scholars believe that the early church probably met in Solomon’s Colonnade, a porch along the inner side of the Temple wall.
- ▶ Many of the first Christians came from Jewish backgrounds, meaning they probably already followed God’s command to give to the poor (Deuteronomy 15:4-8). Uniting and caring for others may have been a natural connection with their faith family.
- ▶ Acts 4:33 records the great power with which the apostles testified about Jesus’ resurrection. It’s likely this refers to a boldness given by the Holy Spirit but might also indicate that their life of unity and joy became a powerful witness to those around them.
- ▶ While Acts shines a light on the rapid growth of the early church (Acts 2:47; 4:4; 6:7; 9:31; 21:20), in a city of around 200,000 people, they still represented a minority of the population. This small band of believers needed to stick together and support each other!



Why It Matters...

Are the kids at your VBS like or unlike the early Christians? Why? Do they have a heart to serve, share, and bear one another’s heartaches? What would happen if kids today had the same spirit of that first faith family? What would the church of tomorrow look like? You have the opportunity to send kids off with a passion for sharing Jesus’ love in powerful and practical ways! With Jesus’ power, we can transform tomorrow’s faith community into an environment of belonging, sharing, caring, and community. Today, help kids discover how Jesus’ power can help them be faithful friends who truly care for each other.

DAY 5

BIBLE POINT: Jesus' power helps us be good friends.

BIBLE STORY: The church is united.
(Acts 2:42-47; 4:32-35)

BIBLE VERSE: "Love each other in the same way I have loved you." (John 15:12)

SING & PLAY EXPRESS

- ▶ Learn the Day 5 Bible Point and verse, and meet Bible Memory Buddy Lawrence Elk.
- ▶ Sing Rocky Railway songs.
- ▶ Discuss God Sightings, and add a Track Sticker to the poster.
- ▶ Hear Cam's troubles with a new crew member.



BIBLE ADVENTURES

Search for "review clues," have a party to celebrate our good friends, and act out ways the first Christians showed friendship and unity.



CHEW CHEW SNACKS

Good Friend Fruit Pizza



KIDVID™ CINEMA

Renee and Alina became friends when they helped in a cool church ministry. They love spending time together and growing in friendship with Jesus and each other!



IMAGINATION STATION

Make Power Bands with three types of beads, and wear them to remember that Jesus' power helps them be good friends.



ROCKY WRAP-UP

- ▶ Watch the adorable preschoolers in today's Spotlight VBS.
- ▶ See a jaw-dropping sciency celebration of Jesus' power.
- ▶ Add the final Bible Memory Buddy to their herd.



LOCO MOTION GAMES



Train of Thought



Noodle Track



Boxcar Bolt

▶ At Rocky Railway VBS, the daily Bible Point is carefully integrated into each station's activities for unforgettable Bible learning. See how your station reinforces today's Bible Point.



DAY 5

Cam Track Skit

BIBLE POINT:

Jesus' power helps us be good friends.

Cam enters, calling to someone offstage.

CAM: No, just stay there... I'll be right back. No, don't worry, I've got it—just stay there! (*Sees Leader and puts his hands to his head in frustration, then yells.*) Aaah!

LEADER: Wow, Cam. What's going on? You look pretty... steamed up! (*Laughs at the pun.*) It's almost like you're... going off the rails! (*Laughs again, but Cam rolls his eyes.*)

CAM: You're *not* helping. (*Waves the Leader away.*) It's a train engineer thing—you wouldn't understand.

LEADER: Oh yeah? Try me. I bet I can *track* right with you!

CAM: Really? You *have* to stop with the train jokes!

LEADER: Wait, one more. I'm listening... In fact, I'm all engine-ears! (*Points to his or her ears.*) Okay, really, I'm listening.

CAM: Fine. So two people usually run a steam locomotive. The engineer (*points to himself*) and the fireman (*points offstage*).

LEADER: A fireman? Like a guy with a big red truck and a Dalmatian?

CAM: No...not that kind of fireman. A fireman on a train is the person who shovels coal into the furnace to heat the water in the boiler and make the train go. (*Mimics shoveling coal into a fire.*)

LEADER: I'm *tracking* so far...

CAM: So there's a new fireman on my crew...and he's driving me crazy! He never ever stops talking!

Cam begins imitating the fireman in an excitable voice. Leader keeps trying to stop Cam, but he interrupts.

PROPS & PREP

- ▶ bandanna for the Leader
- ▶ costume for Cam, such as overalls and a bandanna



FIELD TEST FINDING

Crew Leaders found it impactful having Cam play out a *negative* example of friendships, with the Leader gently correcting him. They said kids could see their own behaviors in Cam and hear the correction—directed at someone else—as words to their own hearts.

CAM: “Hey, Cam, what’s your favorite color? Mine’s purple. How old are you? Wow, that’s so old. Were you there when they invented the train? Hey, you wanna hear a train joke? What do you call a freight train that’s carrying a lot of bubble gum? A chew-chew train! Hahaha! Isn’t that so funny, Cam? Why aren’t you laughing? You don’t like me. Don’t worry, I’ll make you like me. Here’s another joke: How did the train get so good at its job? Because of its training! Get it? TRAINing! HAHAHAHA!”

Leader finally stuffs a bandanna in Cam’s mouth to make him stop talking.

LEADER: Wait just a minute! You don’t sound like you’re being a very nice friend to this new guy. In fact, you’re being sort of mean by making fun of him.

CAM: *(Pulls out the bandanna.)* You just don’t understand what it’s like to be constantly interrupted while you’re trying to work!

LEADER: *(Gives a big, exaggerated look at Cam.)* Oh, I think I have a pretty good idea of what that’s like. Cam, loving others is such an important part of life. Even when it’s hard to be a good friend, you can ask Jesus for his help. **JESUS’ POWER HELPS US BE GOOD FRIENDS. (Trust Jesus!)**

CAM: But what if someone just...won’t...stop...talking?!

LEADER: **JESUS’ POWER HELPS US BE GOOD FRIENDS.**

(Trust Jesus!) You can pray about it. Ask Jesus for his strength and patience—and for the eyes to see your new crew member the way Jesus sees him. I mean, maybe this guy needs a listening ear. Maybe he’s lonely. Sometimes the people who annoy us the most are the ones who need our friendship the most.

CAM: Well, we have a long haul ahead of us on our next journey, so I guess I’ll get plenty of practice being a good friend. I’m going to need Jesus’ power. Will you pray for me... like you just talked about?

LEADER: Of course! We’re going to wrap up here, then I’ll pray with you before you leave on your trip. Who knows? Maybe Jesus put this new guy on your crew so you can show Jesus’ love in exactly the way he needs! Like no one else!

CAM: *(Looking proud)* Me? A job only I can do! That’s cool! I’m going to finish getting our supplies together while you finish up—then let’s pray. *(Waves goodbye to the audience, then exits.)*

Permission to photocopy this resource from Group’s Rocky Railway VBS granted for local church use. Copyright © 2020 Group Publishing, Inc., Loveland, CO group.com/vbs





SING & PLAY EXPRESS

Before Crews Steam Your Way...

- ▶ Review the day with your teenage assistants so they know when to help lead singing and assist with media needs.
- ▶ Set the Day 5 Bible Point Poster up front.
- ▶ Add God Sightings Poster 4 to the “mural” of God Sightings Posters. (You’ll add the fifth one just before Rocky Wrap-Up.)
- ▶ Choose four volunteers who will help hold the Bible Point Posters and call out the Bible Points during your review.
- ▶ Thirty minutes before VBS is scheduled to start, begin playing the Sing & Play Express Music CD.
- ▶ Five minutes before VBS is scheduled to start, gather with Crew Leaders for a huddle and a prayer.

Welcome Everyone Aboard

Say: Welcome to our last day at Rocky Railway, where we’re trusting Jesus to pull us through life’s ups and downs! Let’s sing “Your Power Will Pull Us Through” and celebrate. Your awesome voices will let everyone know that Sing & Play Express is beginning.



CD
TRACK
1

Lead everyone in singing “Your Power Will Pull Us Through.” Words are on pages 85-86.

Make an Intercontinental Railway

Say: It’s been fun to have everyone riding the rails with us here at Rocky Railway. A long time ago, trains were the best way to take a long trip.

Briefly share about a long trip you went on, telling how you got there and what you did. For example, you might tell about a four-hour flight that took you to see your grandchildren in another state (or country!) or a three-day drive to the Grand Canyon. Ask:

? What’s the longest trip you’ve been on? How long did it take? What did you do?

Have kids share in their Crews for two minutes, then call time. Take a few responses from willing kids, repeating their answers into the microphone.

DAY 5 SUPPLIES

- ▶ yellow scarf or bandanna
- ▶ Days 1-5 Bible Point Posters*
- ▶ God Sightings Poster 4*
- ▶ Day 5 Cam Track Skit script and props (optional)

*available from Group Publishing or your Group VBS supplier



Say: When people started using trains in North America, they couldn't get all the way across the United States on one train. There was a train that covered one part of the country (motion to one side of the room) and a different train that covered the other side of the country (motion to the other side of the room). **Show me what that's like.** Have kids on each side of the room join hands in a long, wiggly, zigzagging line, so you end up with two lines. **Finally, they made it so the tracks connected. It was such a big deal that they put a solid gold spike in the train track to seal the deal!** Use a yellow bandanna or cloth to gently tie the hands of the two people in the center, joining both sides of the room. **Now the whole country was connected!**

This week we're discovering how we are connected to Jesus' power! That makes me want to dance and celebrate. Drop hands and join me!



CD
TRACK
8

Lead everyone in singing "We Can Trust Him" (Psalm 33:4). Words are on page 94.

Share God Sightings®

Say: All week long we've been celebrating Jesus' power and God's awesomeness by sharing our God Sightings. Point to the God Sightings posters and say how cool it looks to see the train track path! Remind kids that God Sightings remind us of Jesus' power. **God Sightings are just evidence of God. We see them here at church, at school, at home, at the park, at the pool—everywhere!**

Briefly share a God Sighting you found in a surprising place, such as at Disneyland or the doctor's office.

If you're sitting on this side of the room (motion to one side of the room), **you'll share evidence you've seen of God right here at VBS.** **If you're on this side of the room** (motion to the other side of the room), **think of a God Sighting you had outside of VBS.**

Crew Leaders, take out your Railroad Track Stickers and get ready to share these awesome God Sightings! You'll share your God Sighting first. Allow a minute, and then take the microphone around the room and let several willing children share their God Sightings.

We can trust Jesus that his Father, God, is at work all around us...everywhere we go!



CD
TRACK
2

Lead everyone in singing "Everywhere I Go." Words are on page 87. Crew Leaders will add their stickers to the poster "mural."

KID QUOTE

One boy's God Sighting:

☞☞ My grandpa has trains. I've learned lots about trains and Jesus here. Now we can talk about his trains together. ☞☞



Do a Quick Review and Meet Bible Memory Buddy® Lawrence Elk

Say: This week we've learned incredible truths from the Bible. Hold up a Bible.

Give the preselected Crew members the posters from Days 1-4. Point to the Day 1 poster. **On Day 1, we met Ramsey. This tough guy helps us remember...** Have the poster holder shout, "Jesus' power helps us do hard things!" Have everyone else shout "Trust Jesus!"

Point to the Day 2 poster. **On Day 2, we met Ava, a majestic bird who helps us remember...** Have the poster holder shout, "Jesus' power gives us hope!" Have everyone else shout "Trust Jesus!"

Point to the Day 3 poster. **On Day 3, we met Sierra. This lovely mountain lion helps us remember...** Have the poster holder shout, "Jesus' power helps us be bold!" Have everyone else shout "Trust Jesus!"

Point to the Day 4 poster. **Yesterday we met Finn, a terrific trout! Finn helps us remember...** Have the poster holder shout, "Jesus' power lets us live forever!" Have everyone else shout "Trust Jesus!"

Have your poster holders sit down.

Well, we have one more Buddy to meet...and I'll let this friend introduce our Bible Point.




Play the "Day 5 Buddy Intro" from the Sing & Play Express Music DVD.

When the video ends, hold up the poster of Lawrence Elk. Say: **When you see Lawrence Elk, you can remember that JESUS' POWER HELPS US BE GOOD FRIENDS. (Trust Jesus!)**

Let's sing about Jesus' awesome power!



CD TRACK 3 Lead everyone in singing "Power in the Blood." Words are on page 88.



Celebrate Crew Leaders

Say: I'm thankful for our amazing team of Crew Leaders this week! They kept you on track as you explored Rocky Railway! This is a powerful team of Crew Leaders! They've hugged you, listened to you, played with you, and prayed with you. Turn to your Crew Leader and give him or her a huge hug. While you're at it, say "You rocked it!" Pause while kids affirm their Crew Leaders. **Your Crew Leaders boldly showed Jesus' love! Let's sing "Lions."**



**CD
TRACK
7**

Lead kids in singing "Lions." Words are on page 93.

Make announcements, then ask a Prayer Person to pray. Play music from the Sing & Play Express Music CD as Crews exit.



DAY 5

ROCKY WRAP-UP

Before Crews Steam Your Way...

- ▶ Set up your test kitchen in the church where you'll have access to a sink.
- ▶ Practice, practice, and practice the science experiment.
- ▶ Recruit two teenage helpers to assist you with the experiment setup and execution.
- ▶ Thoroughly wash and dry the soda bottles. Remove the labels.
- ▶ Prep your science experiment:
 - Put on the gloves and safety goggles.
 - Place the funnel in the bottle and carefully pour 2½ cups of the clear developer into the bottle. Set the bottle aside, and fill the other two bottles with developer using the same process.
 - Clean up any developer that spilled, using a paper towel. Immediately discard the paper towel.
 - Put the tops on the three bottles, and set them aside.
 - Cut three 2½-inch squares of paper towel.
 - Place one heaping teaspoon of manganese dioxide in the center of each square. Carefully fold the edges of the paper towel to the center to encase the powder. Set each "power pack" on a paper plate. Set the plate aside.
 - Clean up any spilled manganese dioxide with a paper towel and throw it away.
- ▶ Fill two pitchers with water.



DAY 5 SUPPLIES

- ▶ Day 5 Bible Point Poster*
- ▶ God Sightings Poster 5*
- ▶ two 32-ounce bottles of 40 volume clear developer (found at most beauty supply stores)
- ▶ 3 empty 2-liter bottles with lids
- ▶ 2 pitchers of water
- ▶ 4-ounce bottle of manganese dioxide (available through online retailers such as Amazon)
- ▶ funnel
- ▶ small table
- ▶ liquid measuring cup
- ▶ paper towels
- ▶ tablecloth
- ▶ 3 pairs of safety goggles
- ▶ plastic teaspoon
- ▶ several pairs of rubber gloves
- ▶ Lawrence Elk Bible Memory Buddy Cards* (1 per child)

*available from Group Publishing or your Group VBS supplier

SAFETY FIRST!

Make sure everyone who participates in the sciency closing experiment wears the protective goggles. If you wear glasses, place the goggles over them. Also be careful not to inhale the manganese dioxide powder.

STAY ON TRACK

Manganese dioxide is a mineral compound used for coloring ceramics, glass, and concrete. It's also used in dry cell batteries.

- ▶ Set a small table up front, and cover it with a tablecloth.
- ▶ Carefully set the three bottles of developer, the paper plate with the power packs, extra paper towels, and the pitchers of water on the table.
- ▶ Place three new sets of rubber gloves on the table.
- ▶ Return to your test kitchen and remove your rubber gloves. Wash your hands carefully and remove the goggles.
- ▶ Place the goggles on the table up front.
- ▶ Put the Lawrence Elk Bible Memory Buddies next to each Crew sign.
- ▶ Hang up God Sightings Poster 5 next to the fourth one.
- ▶ Review the day with your teenage assistants so they know when to help lead singing and assist with media needs.
- ▶ Several minutes before Rocky Wrap-Up is scheduled to start, begin playing the Sing & Play Express Music CD. This will create a fun and inviting atmosphere as Crews enter your area.
- ▶ Count the Operation Kid-to-Kid money, and write the total on a sticky note.

Give a Rockin' Welcome

Say: Welcome to our final Rocky Wrap-Up! Let's celebrate Jesus' power and sing "Power Shuffle." When other travelers hear us, they'll know that Rocky Wrap-Up is beginning.



Lead kids in singing "Power Shuffle." Words are on page 89.

Watch the Spotlight Show

Say: Celebrating Jesus' power is so much fun with you! Each day we've watched a Spotlight VBS show that's captured your terrific travelers on your track trek. Today our preschool pals are in the Spotlight! Let's take a look!



Play the Spotlight VBS show that was prepared during the day. Then give a rousing round of applause.

Share God Sightings

Say: Our week at Rocky Railway was full of God Sightings! We saw God in totally true Bible adventures, in hugs and smiles, and in praising him with music. Shout out some of the ways you saw God's love and power here at Rocky Railway.

Let kids shout out their God Sightings. Then direct Crew Leaders to take the final Railroad Track Sticker from their set of five.



Lead everyone in singing "Everywhere I Go" while Crew Leaders add the final stickers to the God Sightings Poster.



Sing & Celebrate

Say: Today we learned **JESUS' POWER HELPS US BE GOOD FRIENDS.** (*Trust Jesus!*) Ask:

? What is one thing that makes someone a good friend? Crew Leaders, shout out your answers first. Pause for Crew Leaders to shout. Kids, your turn to shout. What makes someone a good friend? Pause for kids to shout.

Jesus is the *best friend ever* because he shares his power with us! Let's sing about the way *Jesus' power lives inside us!*



Lead everyone in singing "The Same Power." Words are on page 96.

Bring Out the Buddies

Say: Today we met Lawrence Elk, who helps us remember **JESUS' POWER HELPS US BE GOOD FRIENDS.** (*Trust Jesus!*) It's time for you to add *him* to your carabiner.

Hold your hands to the sides of your head to make "antlers." Say: **Friends, get your antlers on! Lawrence Elk is a good leader to his herd. Are you a good friend to people in your herd? Leaders, put a Lawrence Elk Buddy between kids' fingers as they hold up their antlers. Then say, "[Name], you've been an elk-cellent friend!"**

Kids, once you have your Buddy, punch it out and put it on your carabiner. Then clip your carabiner to your name badge.

Allow time for Buddies to be distributed and put on carabiners.

Jesus' power pulls us through life's ups and downs. But most important, Jesus' power makes a way for us to be in heaven with him. Let's celebrate by singing "This Train Is Bound for Glory."



Lead everyone in singing "This Train Is Bound for Glory." Words are on page 90.

Make a Connection

Say: When we first started a trip on the Rocky Railway, you didn't know many of your Crew friends or your Crew Leader. When I look at you now, you've become good friends with your Crew members. Even though you're very different, you can laugh, pray, sing, eat, and travel together! That's Jesus' love and power in action.

When we become friends with someone, we might say we've made a connection with that person.





Say: **Imagine this finger** (hold up the pointer finger on your right hand) **is you and this finger** (hold up the pointer finger on your left hand) **is a friend.**

Press your fingertips together and tell the friend next to you about a fun moment you've had with a friend outside VBS.

Give your own example, then allow about 20 seconds for kids to talk with their friends.

It's fun when we make connections with our friends! But sometimes we do or say, or our friends do or say, things that hurt our friendship. For example, a friend might tell us a lie or leave us out of a game. A friend may say mean or unkind words. Those things can pull our friendship apart.

Think of something that happened with a friend that sort of pulled apart or broke your friendship. You don't have to say it out loud.

Crew Leaders, you're going to try to pull each child's fingers apart by placing your hands on their arms just below the elbows and pulling outward. When you do, say **"JESUS POWER HELPS US BE GOOD FRIENDS."** Kids, you'll respond, "Trust Jesus!"

You'll have 60 seconds! I'm keeping track. When your Crew has finished, put your pointer fingers up in the air.

Allow one minute for Crew Leaders to try to pull kids' fingers apart.

Kids, now it's your turn. Crew Leaders, put your fingertips together and keep your arms close to your body. Kids, take turns trying to pull your Crew Leaders' fingers apart. Let kids try, then ask:

? **Why do you think it was so hard—or impossible—to pull someone's fingers apart?**

No matter how hard you tried, you couldn't pull each other's fingers apart.

When we're friends with Jesus, we can trust his love and power to be friends who stick together even when it's really tough. **JESUS' POWER HELPS US BE GOOD FRIENDS. (Trust Jesus!) And sometimes it can be hard to be a good friend.**



Watch the Power of Jesus in Action

Move to the bottles on the table. Invite your two teenage helpers to join you. Put on the gloves and goggles.

Say: **Imagine these bottles represent people who are harder to love. Point to each bottle. Someone who's different from you, someone who's new, and someone who isn't the same age as you.**

Call out actions that we can do to be good friends to one of those kids. For example, we can share our lunch or listen to them tell a story. Be as specific as possible.

Allow a few seconds for kids to shout their answers.

Hmmm, I don't think I have enough steam to do all that! I think I might need Jesus' power to [mention some of the things kids called out].

Watch to see what Jesus' power can do.

With the help of your teenage assistants, carefully drop a power pack into each bottle. Stand back. Steam will emerge from the bottles. Because of the chemical reaction that causes the steam, the bottles will become hot. *Do not touch them.* Ask:

? **What did you see?** Have kids call out a few answers.

When I dropped the power packs into the bottles, they created a big, powerful reaction—that created steam. And that reaction caused you to react with ohhs and ahhs and ooohs. Your excitement changed the room! Ask:

? **What do you think would happen if we used Jesus' power to show his love and goodness to the world?**

Share your answer first, and then have kids huddle in their Crews to share their ideas. Remind the Crew Leaders to share first and let every child have a chance to speak.

While kids are talking in their Crews, have your teenage assistants pour water into each of the bottles on the table. The water will reduce the temperature of the liquid in the bottle.





Celebrate Operation Kid-to-Kid

After a minute, sound the Train Whistle and draw attention back to yourself.

Say: When we show Jesus' love and goodness to the world, we'll change the world! It will be filled with hope and happiness. People can discover that *they* can have Jesus' power with them, too. Then they'll be bold and capable of doing hard things!

This week, you trusted Jesus' power and showed his love and goodness to new friends, family members, and people in faraway places like Ecuador through Operation Kid-to-Kid. Your generous gifts will give families in Ecuador the power they need to have food, clothes, and a good home for many, many years!

Announce the final amount of money kids raised, and lead kids in cheering.

Let's sing "In You Alone." It's a great reminder of the hope we can have here in [name of your community] and far away in Ecuador!



Lead Crews in singing "In You Alone." Words are on page 91.

Come to the End of the Line

Say: It's been a terrific train trek on the Rocky Railway! We've had so much fun exploring Jesus' power and love. I'm thankful for all of you. You've been my God Sightings this week. Hearing your beautiful voices, watching you show kindness to each other, and listening to your laughter shows me that Jesus' power is all around us. When you leave, continue to look for Jesus' power. It will be there to power you through hard times, giving you hope and courage!

Kit Carriers, it's time to help your Crew Leaders distribute the name badges and Bible Memory Buddies and any other fun stuff you need to take home—especially your Power Bands from Imagination Station. Allow at least a solid minute for these final wrap-up details. Have Crew Leaders raise their hands so you can have a visual of who has finished and who needs more time. Direct Crew Leaders to leave their Crew bags next to their Crew signs.

Then make announcements, ask a Prayer Person to pray, and invite parents or babysitters to come forward to get their children. Play the Sing & Play Express Music CD as parents come to pick up their children.



CLEANING UP THE CHEMICALS

Put on a pair of gloves and a pair of goggles. After the bottles have cooled, add more water to them to dilute the chemicals. Then carefully pour the liquid in each bottle down the drain. Put the bottles, tops, and gloves in the trash.

Do not pour the manganese dioxide powder down the drain. Store any remaining powder in a cool, dry place away from kids.

ROCKY RAILWAY VBS MEDIA OUTLINE

Day 1 Sing & Play Express

- ▶ **CD:** Play the Sing & Play Express Music CD as everyone enters.
- ▶ **Track 1:** “Your Power Will Pull Us Through”
- ▶ **Track 3:** “Power in the Blood”
- ▶ **Track 4:** “Power Shuffle”
- ▶ **Music DVD:** “Day 1 Buddy Intro”
- ▶ **Track 2:** “Everywhere I Go”
- ▶ **CD:** Play the Sing & Play Express Music CD as everyone exits.

Day 1 Rocky Wrap-Up

- ▶ **CD:** Play the Sing & Play Express Music CD as everyone enters.
- ▶ **Track 1:** “Your Power Will Pull Us Through”
- ▶ **Spotlight VBS:** Play the Spotlight VBS slideshow.
- ▶ **Track 3:** “Power in the Blood”
- ▶ **Track 8:** “We Can Trust Him” (Psalm 33:4)
- ▶ **CD:** Play the Sing & Play Express Music CD as everyone exits.

Day 2 Sing & Play Express

- ▶ **CD:** Play the Sing & Play Express Music CD as everyone enters.
- ▶ **Track 1:** “Your Power Will Pull Us Through”
- ▶ **Track 5:** “This Train Is Bound for Glory”
- ▶ **Track 2:** “Everywhere I Go”
- ▶ **Music DVD:** “Day 2 Buddy Intro”
- ▶ **Track 6:** “In You Alone”
- ▶ **CD:** Play the Sing & Play Express Music CD as everyone exits.

Day 2 Rocky Wrap-Up

- ▶ **CD:** Play the Sing & Play Express Music CD as everyone enters.
- ▶ **Track 4:** “Power Shuffle”
- ▶ **Spotlight VBS:** Play the Spotlight VBS slideshow.
- ▶ **Track 6:** “In You Alone”
- ▶ **Track 6:** “In You Alone”
- ▶ **Track 8:** “We Can Trust Him” (Psalm 33:4)
- ▶ **CD:** Play the Sing & Play Express Music CD as everyone exits.

Day 3 Sing & Play Express

- ▶ **CD:** Play the Sing & Play Express Music CD as everyone enters.
- ▶ **Track 1:** “Your Power Will Pull Us Through”
- ▶ **Download from group.com/vbsTools:** “Trainspeak”
- ▶ **Track 2:** “Everywhere I Go”
- ▶ **Track 4:** “Power Shuffle”
- ▶ **Music DVD:** “Day 3 Buddy Intro”
- ▶ **Track 7:** “Lions”
- ▶ **CD:** Play the Sing & Play Express Music CD as everyone exits.

Day 3 Rocky Wrap-Up

- ▶ **CD:** Play the Sing & Play Express Music CD as everyone enters.
- ▶ **Track 1:** “Your Power Will Pull Us Through”
- ▶ **Spotlight VBS:** Play the Spotlight VBS slideshow.
- ▶ **Track 7:** “Lions”
- ▶ **Track 5:** “This Train Is Bound for Glory”
- ▶ **Track 3:** “Power in the Blood”
- ▶ **CD:** Play the Sing & Play Express Music CD as everyone exits.

Day 4 Sing & Play Express

- ▶ **CD:** Play the Sing & Play Express Music CD as everyone enters.
- ▶ **Track 1:** “Your Power Will Pull Us Through”
- ▶ **Track 10:** “The Same Power”
- ▶ **Track 2:** “Everywhere I Go”
- ▶ **Track 9:** “The Old Rugged Cross”
- ▶ **Music DVD:** “Day 4 Buddy Intro”
- ▶ **CD:** Play the Sing & Play Express Music CD as everyone exits.

Day 4 Rocky Wrap-Up

- ▶ **CD:** Play the Sing & Play Express Music CD as everyone enters.
- ▶ **Track 5:** “This Train Is Bound for Glory”
- ▶ **Spotlight VBS:** Play the Spotlight VBS slideshow.
- ▶ **Track 3:** “Power in the Blood”
- ▶ **Track 10:** “The Same Power”
- ▶ **Track 9:** “The Old Rugged Cross”
- ▶ **Track 19:** “The Old Rugged Cross” (instrumental)
- ▶ **CD:** Play the Sing & Play Express Music CD as everyone exits.


Day 5 Sing & Play Express

- ▶ **CD:** Play the Sing & Play Express Music CD as everyone enters.
- ▶ **Track 1:** “Your Power Will Pull Us Through”
- ▶ **Track 8:** “We Can Trust Him” (Psalm 33:4)
- ▶ **Track 2:** “Everywhere I Go”
- ▶ **Music DVD:** “Day 5 Buddy Intro”
- ▶ **Track 3:** “Power in the Blood”
- ▶ **Track 7:** “Lions”
- ▶ **CD:** Play the Sing & Play Express Music CD as everyone exits.

Day 5 Rocky Wrap-Up

- ▶ **CD:** Play the Sing & Play Express Music CD as everyone enters.
- ▶ **Track 4:** “Power Shuffle”
- ▶ **Spotlight VBS:** Play the Spotlight VBS slideshow.
- ▶ **Track 2:** “Everywhere I Go”
- ▶ **Track 10:** “The Same Power”
- ▶ **Track 5:** “This Train Is Bound for Glory”
- ▶ **Track 6:** “In You Alone”
- ▶ **CD:** Play the Sing & Play Express Music CD as everyone exits.

SONG LYRICS





Your Power Will Pull Us Through (Theme Song)

We trust, we trust, we trust in you, Jesus. (Raise arms up to left; point up with right hand)

You're all, you're all, you're all that we need. (Put right arm out, then left; circle arms up and over through center and then out to the sides)

Your power will pull us through. (Muscleman arms; reach down to the front with right arm; pull fist up behind shoulder)

We're trusting in you! (Sign for trust: reach up, pull fists toward you on right side; point up)

We're trusting in you! (Sign for trust: reach up, pull fists toward you on right side; point up)

You give us hope and life that's forever. (Pound right fist into left palm 3x; circle arms up and over through center and out to sides)

You make us bold, (Pump arms up while jumping 3x)

And we stand together. (Fists on hips, turn body to right, then left)

Your power will pull us through. (Muscleman arms; reach down to the front with right arm; pull fist up behind shoulder)

We're trusting in you! (Sign for trust: reach up, pull fists toward you on right side; point up)

We're trusting in you! (Sign for trust: reach up, pull fists toward you on right side; point up)

We're off on this journey; there's no looking back. (Sweep body to right with hand shading eyes; turn to left, lean back with palms pushing out)

With Jesus to lead us, we're on the right track. (With hands waist level, move arms side to side 2x)

Ohh, ohh. (Spin around to the right one turn; spin back around to the left one turn with arms out)

Wide open spaces for wide open eyes. (Sweep body to right then left, with hand shading eyes)

We're looking ahead for the next big surprise. (Raise arms up in front, pointing forward; then point up)

Ohh, ohh. (Palms up, press upward; spin around to the right one turn; spin back around to the left one turn with arms out)

We trust, we trust, we trust in you, Jesus. (Sign for trust: reach up, pull fists toward you on right side 3x; point up)

You're all, you're all, you're all that we need. (Sweep right hand from left to right, then left hand from right to left; circle arms up and over through center and out to sides)

Your power will pull us through. (Muscleman arms; reach down to the front with right arm; pull fist up behind shoulder)

We're trusting in you! (Sign for trust: reach up, pull fists toward you on right side; point up)

We're trusting in you! (Sign for trust: reach up, pull fists toward you on right side; point up)

You give us hope and life that's forever. (Pound right fist into left palm 3x; circle arms up and over through center and out to sides)

You make us bold, (Pump arms up while jumping 3x)

And we stand together. (Fists on hips, turn body to right, then left)

Your power will pull us through. (Muscleman arms; reach down to the front with right arm; pull fist up behind shoulder)

We're trusting in you! (Sign for trust: reach up, pull fists toward you on right side; point up)

We're trusting in you! (Sign for trust: reach up, pull fists toward you on right side; point up)

We're off on this journey; there's no looking back. (Sweep body to right with hand shading eyes; turn to left, lean back with palms pushing out)

With Jesus to lead us, we're on the right track. (With hands waist level, move arms side to side 2x)

Ohh, ohh. (Spin around to the right one turn; spin back around to the left one turn with arms out)

Wide open spaces for wide open eyes. (Sweep body to right then left, with hand shading eyes)

We're looking ahead for the next big surprise. (Raise arms up in front, pointing forward; then point up)

Ohh, ohh. (Palms up, press upward; spin around to the right one turn; spin back around to the left one turn with arms out)

We trust, we trust, we trust in you, Jesus. (Sign for trust: reach up, pull fists toward you on right side 3x; point up)

You're all, you're all, you're all that we need. (Sweep right hand from left to right, then left hand from right to left; circle arms up and over through center and out to sides)

Your power will pull us through. (Muscleman arms; reach down to the front with right arm; pull fist up behind shoulder)

We're trusting in you! (Sign for trust: reach up, pull fists toward you on right side; point up)

We're trusting in you! (Sign for trust: reach up, pull fists toward you on right side; point up)

You give us hope and life that's forever. (Pound right fist into left palm 3x; circle arms up and over through center and out to sides)

You make us bold, (Pump arms up while jumping 3x)

And we stand together. (Fists on hips, turn body to right, then left)

Your power will pull us through. (Muscleman arms; reach down to the front with right arm; pull fist up behind shoulder)

We're trusting in you! (Sign for trust: reach up, pull fists toward you on right side; point up)

We're trusting in you! (Sign for trust: reach up, pull fists toward you on right side; point up)

Your power will pull us through. (Muscleman arms; reach down to the front with right arm; pull fist up behind shoulder)

We're trusting in you! (Sign for trust: reach up, pull fists toward you on right side; point up)

We're trusting in you! (Sign for trust: reach up, pull fists toward you on right side; point up)

We're trusting in you! (Sign for trust: reach up, pull fists toward you on right side; point up)

We're trusting in you! (Sign for trust: reach up, pull fists toward you on right side; point up)

We're trusting in you! (Sign for trust: reach up, pull fists toward you on right side; point up)

Everywhere I Go

Everywhere I go on this road, high and low, (Hold right palm out to right; hold left palm out to left; chop hands to front 2x; reach up, reach down)

Where I go, I go with you. (Point to right with left hand; point to left with right hand; point up with both hands)

So I won't be afraid, this my hope, come what may, (Cross both arms in front of you 2x; pound right fist into left palm)

Where I go, I go with you. (Point to right with left hand; point to left with right hand; point up with both hands)

Where I go, I go with you. (Point to right with left hand; point to left with right hand; point up with both hands)

There's a Spirit I cannot contain. (Sweep right hand out, then over heart, then same with left hand)

There's a Spirit I cannot contain. (Pull right hand away and out to side, then same with left hand)

The same power that raised Jesus up from the grave, (Move fists slowly up into muscleman arms; turn to left, then to right)

The same Spirit I cannot contain. (Sweep right hand out, then hand over heart, then same with left hand; pull right hand away and out to side, then same with left hand)

Everywhere I go on this road, high and low, (Hold left palm out to left; then hold right palm out to right; chop hands to front 2x; reach up, reach down)

Where I go, I go with you. (Point to right with left hand; point to left with right hand; point up with both hands)

So I won't be afraid, this my hope, come what may, (Cross both arms in front of you 2x; pound right fist into left palm)

Where I go, I go with you. (Point to right with left hand; point to left with right hand; point up with both hands)

Ohh-oh, oh, ohh-oh-oh, where I go, I go with you. (Punch right fist in air while jumping, then same with left, and back to right; point to right with left hand; point to left with right hand; point up with both hands)

Ohh-oh, oh, ohh-oh-oh, where I go, I go with you. (Punch right fist in air while jumping, then same with left, and back to right; point to right with left hand; point to left with right hand; point up with both hands)

Breath upon these bones, (Hug yourself while turning side to side)

Your fire in my soul. (Cross hands over heart, turning side to side)

Your kingdom is my home, (Look up, raise left palm up high)

And I don't walk alone. (Cross hands in front and out to sides 2x)

Everywhere I go on this road, high and low, (Hold left palm out to left; then hold right palm out to right; chop hands to front 2x; reach up, reach down)

Where I go, I go with you. (Point to right with left hand; point to left with right hand; point up with both hands)

So I won't be afraid, this my hope, come what may, (Cross both arms in front of you 2x; pound right fist into left palm)

Where I go, I go with you. (Point to right with left hand; point to left with right hand; point up with both hands)

Everywhere I go on this road, high and low, (Hold left palm out to left; then hold right palm out to right; chop hands to front 2x; reach up, reach down)

Where I go, I go with you. (Point to right with left hand; point to left with right hand; point up with both hands)

So I won't be afraid, this my hope, come what may, (Cross both arms in front of you 2x; pound right fist into left palm)

Where I go, I go with you. (High-five a friend)

Where I go, I go with you. (Freestyle)

Where I go, I go with you.

Power in the Blood

Ohh, ohh, ohh (Roll fists to sides while wiggling hips; heel-toe, heel-toe, side to side 4x)

Would you do service for Jesus your King? (Left palm out to side; right palm out to side; motion hands one over the other, then to head like a crown)

There's pow'r in the blood, pow'r in the blood. (Muscleman arms; motion hands one over the other 2x)

Would you live daily his praises to sing? (Left palm out to side; right palm out to side; hands to mouth like shouting)

There's wonderful pow'r in the blood. (Pull hands up slowly in front of body into muscleman arms; motion hands one over the other)

There is pow'r, pow'r, wonder-working pow'r (Left arm muscleman, then right arm muscleman; punch fists to front, right, left, right, left)

In the blood of the Lamb; (Motion hands one over the other 4x; then fists out to sides)

There is pow'r, pow'r, wonder-working pow'r (Left arm muscleman, then right arm muscleman; punch fists to front, right, left, right, left)

In the precious blood of the Lamb. (Motion hands one over the other 4x; then fists out to sides)

Ohh, ohh, ohh (Roll fists to sides while wiggling hips; heel-toe, heel-toe, side to side 4x)

Would you do service for Jesus your King? (Left palm out to side; right palm out to side; motion hands one over the other, then to head like a crown)

There's pow'r in the blood, pow'r in the blood. (Muscleman arms; motion hands one over the other 2x)

Would you live daily his praises to sing? (Left palm out to side; right palm out to side; hands to mouth like shouting)

There's wonderful pow'r in the blood. (Pull hands up slowly in front of body into muscleman arms; motion hands one over the other)

There is pow'r, pow'r, wonder-working pow'r (Left arm muscleman, then right arm muscleman; punch fists to front, right, left, right, left)

In the blood of the Lamb; (Motion hands one over the other 4x; then fists out to sides)

There is pow'r, pow'r, wonder-working pow'r (Left arm muscleman, then right arm muscleman; punch fists to front, right, left, right, left)

In the precious blood of the Lamb. (Motion hands one over the other 4x; then fists out to sides)

There is pow'r, pow'r, wonder-working pow'r (Left arm muscleman, then right arm muscleman; punch fists to front, right, left, right, left)

In the blood of the Lamb; (Motion hands one over the other 4x; then fists out to sides)

There is pow'r, pow'r, wonder-working pow'r (Left arm muscleman, then right arm muscleman; punch fists to front, right, left, right, left)

In the precious blood of the Lamb. (Motion hands one over the other 4x; then fists out to sides)

Ohh, ohh, ohh (Roll fists to sides while wiggling hips; heel-toe, heel-toe, side to side 4x)

Power Shuffle

I feel it in the air right now. (*Spread one arm wide, then other arm*)

It's all around, I see it everywhere. (*Both hands above eyes, look around*)

It's the power, yeah, yeah, God's power. (*Make muscleman arms*)

It's the power to move any star. (*Muscleman arms; motion one arm up and other down, spreading fingers wide like stars*)

It's the power to heal your broken heart. (*Muscleman arms; make heart with hands, then pull apart*)

It's the power, yeah, God's power. (*Make muscleman arms*)

So don't hold back, no, don't hold still. (*Both palms out in front, move arms out to side*)

'Cause God is here, and he is real. (*Motion "God" by raising one hand high, bringing back down; then point up*)

Take four steps to the left, to the left. 1, 2, 3, 4. (*Step, clap, step, clap, step, clap, step, clap*)

Turn it around and move to the right. (*Turn in a circle, point to the right*)

1, 2, 3. (*Step, clap, step, clap, step, clap*)

Now take tiny little jumps, four to the front.

1, 2, 3, 4. (*Jump, clap, jump, clap, jump, clap, jump, clap*)

Four jumps back, but you better look back. (*Look back*)

1, 2, 3, 4. (*Jump, clap, jump, clap, jump, clap, jump, clap*)

Now freeze, and everybody clap your hands. (*Freeze; clap hands*)

Now stop. (*Freeze*)

I feel it in the air right now. (*Spread one arm wide, then other arm*)

It's all around, I see it everywhere. (*Both hands above eyes, look around*)

It's the power, yeah, yeah, God's power. (*Make muscleman arms*)

It's the power to move any star. (*Muscleman arms; motion one arm up and other down, spreading fingers wide like stars*)

It's the power to heal your broken heart. (*Muscleman arms; make heart with hands, then pull apart*)

It's the power, yeah, God's power. (*Make muscleman arms*)

So don't hold back, no, don't hold still. (*Both palms out in front, move arms out to side*)

'Cause God is here, and he is real. (*Motion "God" by raising one hand high, bringing back down; then point up*)

Take four steps to the left, to the left. 1, 2, 3, 4. (*Step, clap, step, clap, step, clap, step, clap*)

Turn it around and move to the right. (*Turn in a circle, point to the right*)

1, 2, 3. (*Step, clap, step, clap, step, clap*)

Now take tiny little jumps, four to the front.

1, 2, 3, 4. (*Jump, clap, jump, clap, jump, clap, jump, clap*)

Four jumps back, but you better look back. (*Look back*) **Let's do it all again right now.**

Take four steps to the left, to the left. 1, 2, 3, 4. (*Step, clap, step, clap, step, clap, step, clap*)

Turn it around and move to the right. (*Turn in a circle, point to the right*)

1, 2, 3. (*Step, clap, step, clap, step, clap*)

Now take tiny little jumps, four to the front.

1, 2, 3, 4. (*Jump, clap, jump, clap, jump, clap, jump, clap*)

Four jumps back, but you better look back. (*Look back*)

1, 2, 3, 4. (*Jump, clap, jump, clap, jump, clap, jump, clap*)

Now freeze, and everybody clap your hands. (*Freeze; clap hands*)

Now stop. (*Freeze*)

This Train Is Bound for Glory

This train is bound for glory, this train. (Arms bent at waist, hands flat, making train motion; hands spread out to front; then raise hands up high; then train motion)

This train is bound for glory, this train. (Arms bent at waist, hands flat, making train motion; hands spread out to front; then raise hands up high; then train motion)

This train is bound for glory. (Arms bent at waist, hands flat, making train motion; hands spread out to front; then raise hands up high)

Jesus made a place in heaven for me. (Spread arms out wide and high)

This train is bound for glory, this train. (Arms bent at waist, hands flat, making train motion; hands spread out to front; then raise hands up high; then train motion)

This train is bound for glory, this train. (Arms bent at waist, hands flat, making train motion; hands spread out to front; then raise hands up high; then train motion)

This train is bound for glory, this train. (Arms bent at waist, hands flat, making train motion; hands spread out to front; then raise hands up high; then train motion)

This train is bound for glory. (Arms bent at waist, hands flat, making train motion; hands spread out to front; then raise hands up high)

Jesus made a place in heaven for me. (Spread arms out wide and high)

This train is bound for glory, this train. (Arms bent at waist, hands flat, making train motion; hands spread out to front; then raise hands up high; then train motion)

This train is bound for glory, this train. (Arms bent at waist, hands flat, making train motion; hands spread out to front; then raise hands up high; then train motion)

This train is bound for glory, this train. (Arms bent at waist, hands flat, making train motion; hands spread out to front; then raise hands up high; then train motion)

This train is bound for glory. (Arms bent at waist, hands flat, making train motion; hands spread out to front; then raise hands up high)

Jesus made a place in heaven for me. (Spread arms out wide and high)

This train is bound for glory, this train. (Arms bent at waist, hands flat, making train motion; hands spread out to front; then raise hands up high; then train motion)

This train is bound for glory, this train. (Arms bent at waist, hands flat, making train motion; hands spread out to front; then raise hands up high; then train motion)

This train is bound for glory, this train. (Arms bent at waist, hands flat, making train motion; hands spread out to front; then raise hands up high; then train motion)

This train is bound for glory. (Arms bent at waist, hands flat, making train motion; hands spread out to front; then raise hands up high)

Jesus made a place in heaven for me. (Spread arms out wide and high)

This train is bound for glory, this train. (Arms bent at waist, hands flat, making train motion; hands spread out to front; then raise hands up high; then train motion)

(Freestyle)

In You Alone

God of heaven and earth, you are amazing. (Reach left hand up and back down; cross in front and spread both arms out wide)

You hold me up with your hand, you give me faith, (Hold left palm up with elbow bent; bring left hand to heart, then right hand)

And I will put my hope in you alone, (Pound left fist into right palm; point up with left hand)

In you alone. (Keeping left hand pointing up, point up with right hand)

God of heaven and earth, you are amazing. (Reach left hand up and back down; cross in front and spread both arms out wide)

You hold me up with your hand, you give me faith, (Hold left palm up with elbow bent; bring left hand to heart, then right hand)

And I will put my hope in you alone, (Pound left fist into right palm; point up with left hand)

In you alone. (Keeping left hand pointing up, point up with right hand)

I will put my hope in you, Lord. (Hold left fist in front of heart; then move right fist in front of heart; pound left fist into right palm; point up with left hand)

You alone are (Keeping left hand pointing up, point up with right hand)

Everything I need. (Spread arms out wide)

My hope is in you alone, (Pound left fist into right palm; point up with left hand)

In you alone. (Keeping left hand pointing up, point up with right hand)

I will put my hope in you, Lord. (Hold left fist in front of heart; then move right fist in front of heart; pound left fist into right palm; point up with left hand)

You alone are (Keeping left hand pointing up, point up with right hand)

Everything I need. (Spread arms out wide)

My hope is in you alone, (Pound left fist into right palm; point up with left hand)

In you alone. (Keeping left hand pointing up, point up with right hand)

I will put my hope in you, Lord. (Hold left fist in front of heart; then move right fist in front of heart; pound left fist into right palm; point up with left hand)

You alone are (Keeping left hand pointing up, point up with right hand)

Everything I need. (Spread arms out wide)

My hope is in you alone, (Pound left fist into right palm; point up with left hand)

In you alone. (Keeping left hand pointing up, point up with right hand)

I will put my hope in you, Lord. (Hold left fist in front of heart; then move right fist in front of heart; pound left fist into right palm; point up with left hand)

You alone are (Keeping left hand pointing up, point up with right hand)

Everything I need. (Spread arms out wide)

My hope is in you alone, (Pound left fist into right palm; point up with left hand)

In you alone. (Keeping left hand pointing up, point up with right hand)

God of heaven and earth, you are amazing. (Reach left hand up and back down; cross in front and spread both arms out wide)

You hold me up with your hand, you give me faith, (Hold left palm up with elbow bent; bring left hand to heart, then right hand)

And I will put my hope in you alone, (*Pound left fist into right palm; point up with left hand*)

In you alone. (*Keeping left hand pointing up, point up with right hand*)

God of heaven and earth, you are amazing. (*Reach left hand up and back down; cross in front and spread both arms out wide*)

You hold me up with your hand, you give me faith, (*Hold left palm up with elbow bent; bring left hand to heart, then right hand*)

And I will put my hope in you alone, (*Pound left fist into right palm; point up with left hand*)

In you alone. (*Keeping left hand pointing up, point up with right hand*)

Lions

Today we live, today we breathe, (*Pointer fingers point to each other; then circle arms up; cross hands in front of heart, move in and out*)

Today we know that we are strong when we are weak. (*Muscleman arms; then move hands down to sides, palms forward*)

Today we trust, we overcome, (*Right hand thumbs-up in left palm; cross arms in front, then spread out wide*)

Take every chain that kept us slaves and throw 'em off. (*Hold left forearm with right hand; then arms down, push backward with both arms to the left*)

We're not waiting for permission. (*Hold left arm out to side*)

We defy our inhibition, (*Hold right arm out to side*)

Like our middle name is "fearless," (*Cross fists over heart*)

Unafraid. (*Raise both arms up wide*)

If we're gonna fly, we fly like eagles, (*With airplane arms, turn around once to the right*)

Arms out wide. (*Spread arms out wide, first left, then right*)

If we're gonna fear, we fear no evil. (*Cross fists in front of heart*)

We will rise. (*Raise both arms up wide*)

By your power, we will go. (*Left muscleman arm; then point forward*)

By your Spirit, we are bold. (*Right muscleman arm; then point forward*)

If we're gonna stand, we stand as giants. (*Hold left arm out to side, palm forward; then hold right arm out to side, palm forward*)

If we're gonna walk, we walk as lions. (*Hold hands with friends, walking motion; hold arms up high while still holding hands*)

Ohh, ohh, ohh, oh. (*Sway side to side, arms loosely down by sides*)

Today we live, today we breathe, (*Pointer fingers point to each other; then circle arms up; cross hands in front of heart, move in and out*)

Today we know that we are strong when we are weak. (*Muscleman arms; then move hands down to sides, palms forward*)

Today we trust, we overcome, (*Right hand thumbs-up in left palm; cross arms in front, then spread out wide*)

Take every chain that kept us slaves and throw 'em off. (*Hold left forearm with right hand; then arms down, push backward with both arms to the left*)

We're not waiting for permission. (*Hold left arm out to side*)

We defy our inhibition, (*Hold right arm out to side*)

Like our middle name is "fearless," (*Cross fists over heart*)

Unafraid. (*Raise both arms up wide*)

If we're gonna fly, we fly like eagles, (*With airplane arms, turn around once to the right*)

Arms out wide. (*Spread arms out wide, first left, then right*)

If we're gonna fear, we fear no evil. (*Cross fists in front of heart*)

We will rise. (*Raise both arms up wide*)

By your power, we will go. (*Left muscleman arm; then point forward*)

By your Spirit, we are bold. (*Right muscleman arm; then point forward*)

If we're gonna stand, we stand as giants. (*Hold left arm out to side, palm forward; then hold right arm out to side, palm forward*)

If we're gonna walk, we walk as lions. (*Hold hands with friends, walking motion; hold arms up high while still holding hands*)

Ohh, ohh, ohh, oh. (*Sway side to side, arms loosely down by sides*)

Ohh, ohh, ohh, oh.

We Can Trust Him (Psalm 33:4)

If there's one thing we can count on, *(Point while circling right arm in front of you; bring fist to chest)*

It's that God will never let us down, and *(Point up; then palm facing down, move arm downward like steps)*

We can trust everything he does. *(Sign for trust: reach up, pull fists down toward you on right 2x)*

He keeps his promises. *(Pound right fist into left palm)*

We know because *(With right hand, point to temple, nodding)*

Yeah, the Word of the Lord holds true. *(Jump, punching fist in air; hold palms facing up and together, out before you, moving side to side)*

We can trust him. *(Sign for trust: reach up, pull fists down toward you on right)*

We can trust him. *(Sign for trust: reach up, pull fists down toward you on right)*

Yeah, the Word of the Lord holds true. *(Jump, punching fist in air; hold palms facing up and together, out before you, moving side to side)*

We can trust him. *(Sign for trust: reach up, pull fists down toward you on right)*

We can trust him. Yeah! *(Sign for trust: reach up, pull fists down toward you on right)*

If there's one thing we can count on, *(Point while circling right arm in front of you; bring fist to chest)*

It's that God will never let us down, and *(Point up; then palm facing down, move arm downward like steps)*

We can trust everything he does. *(Sign for trust: reach up, pull fists down toward you on right 2x)*

He keeps his promises. *(Pound right fist into left palm)*

We know because *(With right hand, point to temple, nodding)*

Yeah, the Word of the Lord holds true. *(Jump, punching fist in air; hold palms facing up and together, out before you, moving side to side)*

We can trust him. *(Sign for trust: reach up, pull fists down toward you on right)*

We can trust him. *(Sign for trust: reach up, pull fists down toward you on right)*

Yeah, the Word of the Lord holds true. *(Jump, punching fist in air; hold palms facing up and together, out before you, moving side to side)*

We can trust him. *(Sign for trust: reach up, pull fists down toward you on right)*

We can trust him. *(Sign for trust: reach up, pull fists down toward you on right)*

Yeah, the Word of the Lord holds true. *(Jump, punching fist in air; hold palms facing up and together, out before you, moving side to side)*

We can trust him. *(Sign for trust: reach up, pull fists down toward you on right)*

We can trust him. *(Sign for trust: reach up, pull fists down toward you on right)*

Yeah, the Word of the Lord holds true. *(Jump, punching fist in air; hold palms facing up and together, out before you, moving side to side)*

We can trust him. *(Sign for trust: reach up, pull fists down toward you on right)*

We can trust him. *(Sign for trust: reach up, pull fists down toward you on right)*

We can trust him. *(Sign for trust: reach up, pull fists down toward you on right)*

We can trust him. *(Sign for trust: reach up, pull fists down toward you on right)*

The Old Rugged Cross

On a hill far away stood an old rugged cross, (*Sway back and forth with one hand shading eyes; make a cross with forearms*)

The emblem of suffering and shame. (*Move left hand over face and downward, making “s” motion; then move right hand slowly down across front*)

And I love that old cross where the dearest and best (*Make a cross with forearms; bring right hand to heart, then left hand*)

For a world of lost sinners was slain. (*Spread arms open wide; face palms downward and softly press down*)

So I’ll cherish the old rugged cross (*Cup hands before you; make a cross with forearms*)

Till my trophies at last I lay down. (*Hold left hand up high, palm facing inward; bring it down slowly*)

And I will cling to the old rugged cross (*Grasp imaginary rope with both hands and pull down on right side; make a cross with forearms*)

And exchange it some day for a crown. (*Move arms left and right like waves; then bring hands to head like a crown*)

On a hill far away stood an old rugged cross, (*Sway back and forth with one hand shading eyes; make a cross with forearms*)

The emblem of suffering and shame. (*Move left hand over face and downward, making “s” motion; then move right hand slowly down across front*)

And I love that old cross where the dearest and best (*Make a cross with forearms; bring right hand to heart, then left hand*)

For a world of lost sinners was slain. (*Spread arms open wide; face palms downward and softly press down*)

So I’ll cherish the old rugged cross (*Cup hands before you; make a cross with forearms*)

Till my trophies at last I lay down. (*Hold left hand up high, palm facing inward; bring it down slowly*)

And I will cling to the old rugged cross (*Grasp imaginary rope with both hands and pull down on right side; make a cross with forearms*)

And exchange it some day for a crown. (*Move arms left and right like waves; then bring hands to head like a crown*)

And I will cling to the old rugged cross (*Grasp imaginary rope with both hands and pull down on right side; make a cross with forearms*)

And exchange it some day for a crown. (*Move arms left and right like waves; then bring hands to head like a crown*)

The Same Power

The same power that rose Jesus from the grave, (Left muscleman arm; then push left arm up and out with palm outward)

The same power that commands the dead to wake (Right muscleman arm; then push right arm up and out with palm outward)

Lives in us, lives in us. (Hands over heart, move in and out)

The same power that moves mountains when he speaks, (Left muscleman arm; then arms overhead in triangle shape)

The same power that can calm a raging sea (Right muscleman arm; then make wave motion with right arm)

Lives in us, lives in us. (Hands over heart, move in and out)

He lives in us, lives in us. (Hands over heart, move in and out)

We have hope (Pound right fist into left palm)

That his promises are true. (Keeping fist in palm, nod head)

In his strength (Muscleman arms)

There is nothing we can't do. (Chop air with arms, shaking head no)

Yes, we know (Point to head with both hands)

There are greater things in store. (Raise both arms upward)

We will not be overtaken. (Keeping right arm up, move left arm down)

We will not be overcome. (Arms out to side, sway back and forth)

The same power that rose Jesus from the grave, (Left muscleman arm; then push left arm up and out with palm outward)

The same power that commands the dead to wake (Right muscleman arm; then push right arm up and out with palm outward)

Lives in us, lives in us. (Hands over heart, move in and out)

The same power that moves mountains when he speaks, (Left muscleman arm; then arms overhead in triangle shape)

The same power that can calm a raging sea (Right muscleman arm; then make wave motion with right arm)

Lives in us, lives in us. (Hands over heart, move in and out)

He lives in us, lives in us. (Hands over heart, move in and out)

The same power that rose Jesus from the grave, (Left muscleman arm; then push left arm up and out with palm outward)

The same power that commands the dead to wake (Right muscleman arm; then push right arm up and out with palm outward)

Lives in us, lives in us. (Hands over heart, move in and out)

The same power that moves mountains when he speaks, (Left muscleman arm; then arms overhead in triangle shape)

The same power that can calm a raging sea (Right muscleman arm; then make wave motion with right arm)

Lives in us, lives in us. (Hands over heart, move in and out)

He lives in us, lives in us. (Hands over heart, move in and out)

He lives in us, lives in us. (Hands over heart, move in and out)



SING & PLAY EXPRESS AND ROCKY WRAP-UP

DAY 1



- ▶ Learn the Day 1 Bible Point and verse, and meet Bible Memory Buddy Ramsey.
- ▶ Sing Rocky Railway VBS songs.
- ▶ Meet Cam Track, an engineer who needs some power to get his train back on track.
- ▶ Get a little help learning a tough “train track trick,” then have a surprise visit from Ananias.

DAY 2



- ▶ Learn the Day 2 Bible Point and verse, and meet Bible Memory Buddy Ava.
- ▶ Sing Rocky Railway songs.
- ▶ Share God Sightings, and add a Track Sticker to a special poster.
- ▶ Hear how Cam is discouraged and hopeless about delivering the trainload of treats.
- ▶ Search for hidden “gold,” even when it seems hopeless to find it. Then celebrate when they find it!

DAY 3



- ▶ Learn the Day 3 Bible Point and verse, and meet Bible Memory Buddy Sierra.
- ▶ Sing Rocky Railway songs.
- ▶ Share God Sightings, and add a Track Sticker to the poster.
- ▶ Encourage Cam to boldly take his train down a steep track.
- ▶ Take on a bold bridge-building challenge!

DAY 4



- ▶ Learn the Day 4 Bible Point and verse, and meet Bible Memory Buddy Finn.
- ▶ Sing Rocky Railway songs.
- ▶ Tell about God Sightings, and add another Track Sticker to the poster.
- ▶ Learn how Cam’s train ran out of fuel, and discover that our lives can be “powered up” forever because of Jesus.
- ▶ Participate in a moving drama, as Jesus makes a way for us to live with him forever.

DAY 5



- ▶ Learn the Day 5 Bible Point and verse, and meet Bible Memory Buddy Lawrence Elk.
- ▶ Sing Rocky Railway songs.
- ▶ Discuss God Sightings, and add a Track Sticker to the poster.
- ▶ Hear Cam’s troubles with a new crew member.
- ▶ See a jaw-dropping sciency celebration of Jesus’ power.



Questions:

 group.com/RockyRailway  800-447-1070

Follow Group VBS on:



The Easy VBS®
group.com/vbs

Group
Real. Bold. Love.

978-1-4707-6070-0



9 781470 760700

VBS Programming